



Minnesota Community Action 2013 Annual Report

Helping People, Changing Lives



*Community Action changes people's lives,
embodies the spirit of hope,
improves communities,
and makes America a better place to live.*

*We care about the entire community
and we are dedicated to helping people
help themselves and each other.*

Table of Contents

Introduction	3
About this Report	5
Message from the Minnesota Community Action Partnership	6
Map of Community Action Agencies in Minnesota	7
Message from the Minnesota Indian Affairs Council.....	8
Map of Tribal Governments in Minnesota.....	9
Guiding Principles for Partnership	10
Community Action Summary	11
Community Action Basics.....	12
Minnesota Tribal History.....	16
Community Action: The American Dream	18
Poverty in Minnesota	22
Federal Poverty Guidelines	23
Community Action Funding.....	24
Financial Leveraging Summary.....	26
Participant Demographics	28
Program Activity Results	30
Results Oriented Management and Accountability (ROMA)	32
Selected Family Results.....	33
Selected Community and Agency Results	35
Community Action Emerging Leaders Institute	36
Community Action Programs	37
Employment	38
Education.....	40
Income Management	42
Housing.....	45
Emergency Services.....	48
Nutrition	50
Linkages.....	53
Self-Sufficiency	54
Health	56
Best Practice Awards.....	58
Agency Information & Results	63
Anoka County Community Action Program, Inc.	64
Arrowhead Economic Opportunity Agency.....	66
Bi-County Community Action Programs, Inc.....	68
Bois Forte Reservation	70
Community Action Duluth.....	72
Community Action of Minneapolis	74
Community Action Partnership of Ramsey & Washington Counties.....	76
Community Action Partnership of Scott, Carver, and Dakota Counties	78
Community Action Partnership for Suburban Hennepin	80
Fond du Lac Reservation	82

Grand Portage Reservation	84
Heartland Community Action Agency	86
Inter-County Community Council.....	88
KOOTASCA Community Action.....	90
Lakes & Pines Community Action Council.....	92
Lakes & Prairies Community Action Partnership	94
Leech Lake Band of Ojibwe	96
Lower Sioux Indian Community	98
Mahube-Otwa Community Action Partnership	100
Mille Lacs Band of Ojibwe Indians	102
Minnesota Valley Action Council	104
Northwest Community Action	106
Olmsted Community Action Program	108
Prairie Five Community Action Council, Inc.	110
Prairie Island Indian Community.....	112
Red Lake Band of Chippewa Indians	114
Semcac	116
Shakopee Mdewakanton Sioux Community	118
Southwestern Minnesota Opportunity Council	120
Three Rivers Community Action	122
Tri-County Action Programs (Tri-CAP).....	124
Tri-County Community Action (TCC)	126
Tri-Valley Opportunity Council.....	128
Upper Sioux Community	130
West Central Minnesota Communities Action, Inc.	132
Western Community Action.....	134
White Earth Reservation	136
Wright County Community Action	138
Community Action Program Activity Reporting Codes & Descriptions	140
Contact Information & Reference	147
Community Action Partners	148
Community Action National Partners and Associations	149
Minnesota Head Start Programs.....	150
Minnesota Energy Assistance Programs	154
Minnesota Weatherization Programs	158
Legislative Directory.....	162
Minnesota Economic Opportunity Act.....	169
Minnesota Community Action Programs State Rule	171
Commonly Used Acronyms	178
Minnesota Community Action Partnership.....	179
Office of Economic Opportunity, Minnesota Department of Human Services	179



Introduction

About this Report

The Promise of Community Action

***Community Action changes people's lives,
embodies the spirit of hope, improves communities,
and makes America a better place to live.
We care about the entire community, and
we are dedicated to helping people help
themselves and each other.***

The 27 Community Action Agencies and 11 Tribal Governments of the Minnesota Community Action network address this challenge every day. This report reflects the efforts and annual results of Minnesota's Community Action network.

The Community Action network provides varied services that are integrated and coordinated to address barriers to economic self-sufficiency. Each organization assesses needs, establishes priorities, determines strategies to address local poverty issues, and delivers a broad range of services to create economic opportunity and strengthen self-reliance. This multi-faceted approach distinguishes Community Action programs from other antipoverty efforts, and maximizes the likelihood that individuals and families assisted will become self-sufficient.

Funding for the Community Action network comes from the federal Community Services Block Grant (CSBG) and the Minnesota Community Action Grant. The Office of Economic Opportunity (OEO) in the Minnesota Department of Human Services administers this funding. Together, the Minnesota Community Action Partnership (MinnCAP) and the Office of Economic Opportunity provide support that helps to build the capacity of the Community Action network to help Minnesotans achieve economic security.

In 2011, \$7.3 million in federal Community Services Block Grant (CSBG) funding and \$2.134 million in Minnesota Community Action Grant funding leveraged:

- Almost \$500 million in other funding.
- Over 1.4 million hours of volunteer service. If valued at the federal minimum wage (\$7.25), volunteer time would be worth more than \$10.2 million.

Minnesota Community Action Partnership

At the end of 2012 we can see signs that the economy is improving. The President has been re-elected, the make-up Congress remains the same, and a post-election relief has seemingly spread across the country. We have been through much, but know there is uncertainty before us. What is certain, though, is that Community Action continues to be a beacon of hope for those in need.

As Community Action looks towards the 50th Anniversary of the signing of the 1964 Economic Opportunity Act that started the War on Poverty, we know there is much we have accomplished. We have provided services for over 48 years, we have **changed** and started programs as demanded by our local communities, and we have **tracked** successful outcomes for over a decade. We are a **proven, innovative, and successful** social service network, the largest nonprofit network in Minnesota.

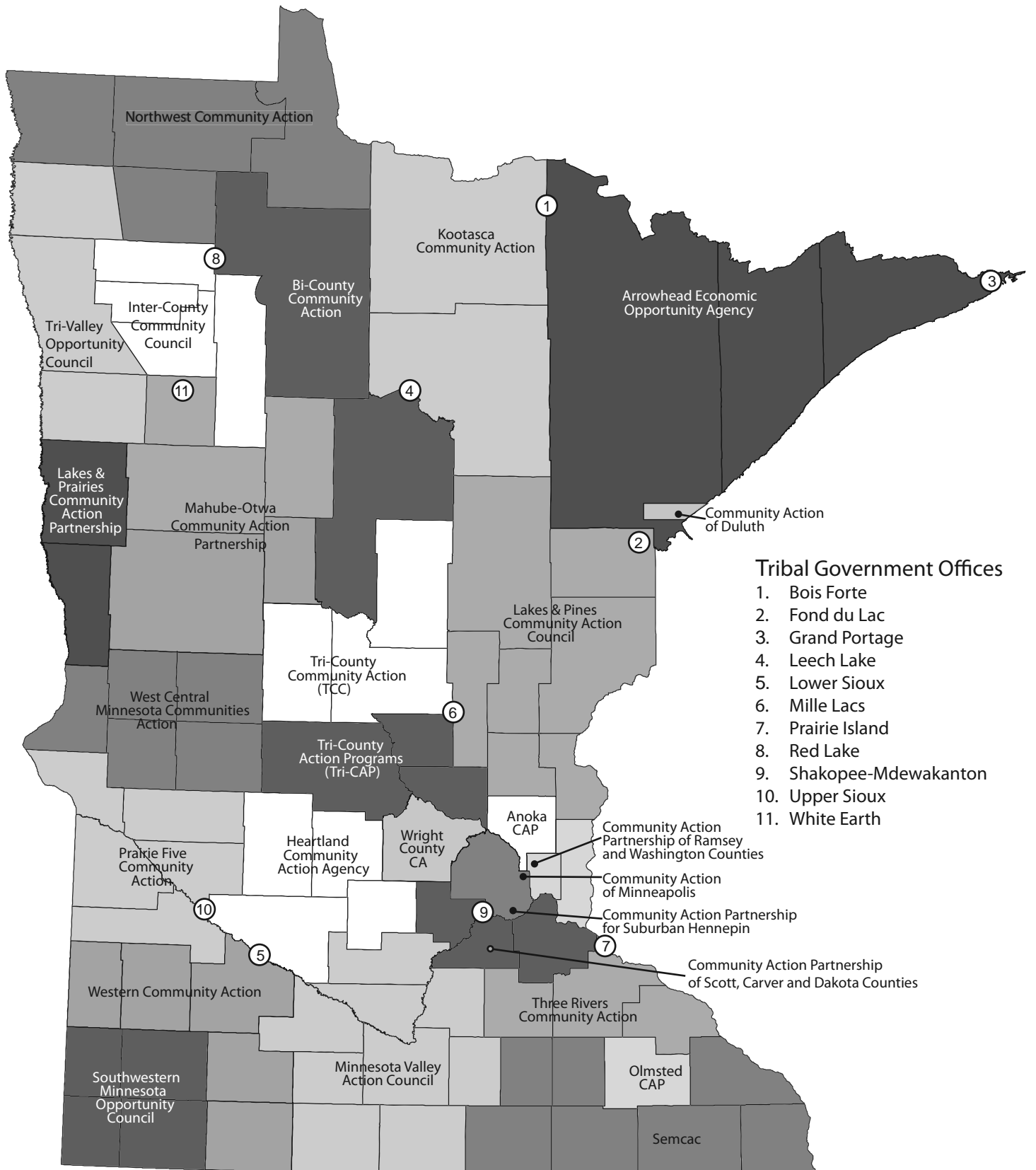
As we enter our 49th year, however, we realize that our work is not done. We have seen new poor come through our doors looking for **help**. We have seen new challenges in our communities necessitating our **expertise**. We have new demands on our agencies requiring our **innovation and creativity**. And as always we have risen and will rise to those challenges because as our promise states, ***“Community Action changes people’s lives, embodies the spirit of hope, improves communities, and makes America a better place to live. We care about the entire community, and we are dedicated to helping people help themselves and each other.”***

This report chronicles our accomplishments. It tells our story from over the past year; the story of our communities and of those in need. This report tells of what we have done and the changes we have led to better our state. We are proud of what we have accomplished and what we continue to do. We know we have worked hard over the past 48 years to end poverty, but we know the face of poverty has changed and we have changed with it. We will continue our fight because, as President Johnson said, *“giving new opportunity to those who have little will enrich the lives of all the rest. Because it is right, because it is wise, and because . . . it is possible to conquer poverty”*.

Yours in Action,

Joseph P. Pederson, Chair
Minnesota Community Action Partnership

Minnesota Community Action Agencies



Minnesota Indian Affairs Council

The support of the Community Services Block Grant (CSBG), the Minnesota Community Action Grant, Head Start, and OEO has greatly benefited all of Minnesota's eleven sovereign tribes. Since its inception, the Community Action Grant, as documented in the report, has benefited all seven Ojibwa reservations and the four Dakota reservations, which make up the eleven sovereign tribal governments in the State of Minnesota.

The Minnesota Indian Affairs Council (MIAC) was established in 1963 (MN Statutes, Section 3.922). The MIAC is designated as the official liaison between the state of Minnesota and the eleven sovereign Tribal Governments within the state. The eleven sovereign Tribal Government elected chairs or their designees are the official voting board of the MIAC and together provide a forum for and advice to state government on issues of concern to American Indian communities. The MIAC has two offices, one in Bemidji and one in St. Paul, to assist the MIAC in development and monitoring of state legislation as well as to monitor programs that affect the state's American Indian population and tribal governments. Minnesota was the first state in the nation to establish an Indian Affairs Council agency and still provides a model for other states to follow.

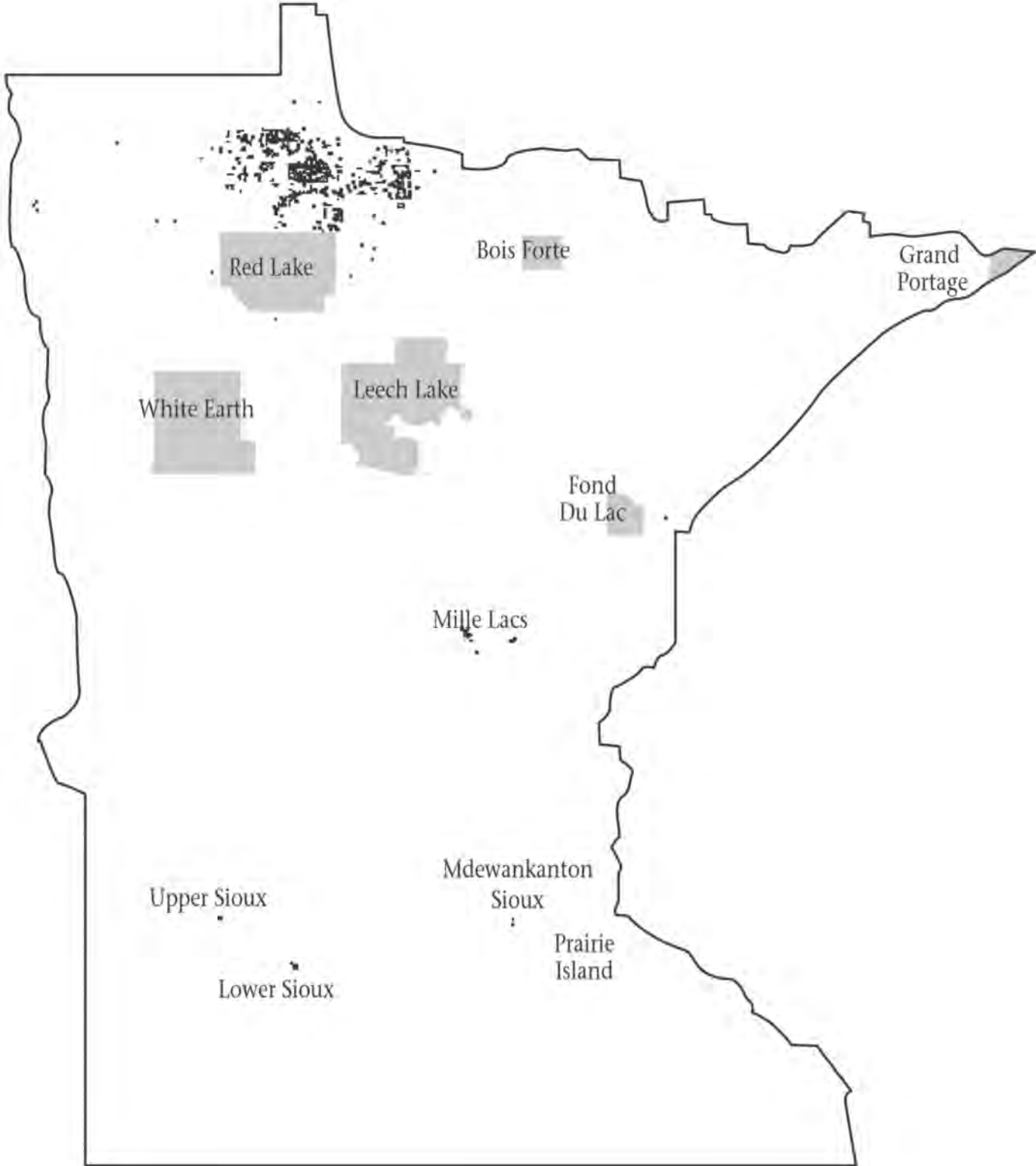
Poverty has historically disproportionately impacted American Indian people in the state of Minnesota and across the nation.

The war on poverty and the lingering disparity continues today. The need for continued federal funding remains crucial in order to decrease and end centuries of deprivation, poverty, and neglect that have left American Indian communities some of the poorest in the nation. Adequate funding of programs that alleviate poverty and meet health and educational needs must continue in order to end the revolving cycle of poverty and the disparity that continues widespread throughout many American Indian communities today.

The assistance from the Department of Human Services/Office of Economic Opportunity along with federal and state funding have made a real impact on tribes. The Minnesota Tribes work with constituents on financial education, health care, homelessness, food shelves, and more. In the past year the Tribes have been working together and relaying their success stories on how they make best use of the funds to assist in helping their communities.

Annamarie Hill, Executive Director
Indian Affairs Council Office of Minnesota

Minnesota Tribal Governments



Guiding Principles for Partnership

To form meaningful and constructive partnerships and work more effectively with partner organizations, Community Action in Minnesota embraces four guiding principles: mutual respect, open communication, joint problem solving and empowerment through diversity.

Mutual respect.

In working with staff, board members, and consultants, Community Action values and recognizes the unique knowledge, ability and independence of each person. We are committed to treating all persons fairly and maintaining credibility by matching actions with words.

Open communication.

Because effective communication is key to facilitating good working relationships with partners, Community Action is committed to keeping lines of communication open. We strive to develop solutions to problems, to share program improvement ideas and provide information on new developments in the anti-poverty field. Communication is frequent and delivered through a variety of tools and media.

Joint problem-solving.

A team approach to problem solving is best for arriving at effective solutions. Community Action welcomes opportunities to think outside traditional ways and come up with "best strategies" for program development, conflict resolutions or compliance issues. We are open to change and work together in exploring options for mutually agreeable solutions. Our goal is to have agencies function independently with our support in an effort to meet the needs of local communities within the parameters set by legislation.

Empowerment through diversity.

Community Action is receptive to the cultural diversity, multiple perspectives, and varying abilities of people in poverty. We acknowledge and respect diversity in terms of (but not limited to) race, religion, culture, socio-economic background, family generational history, physical and mental ability, age, gender, sexual orientation, political affiliation and veteran status. We resolve to support all forms of diversity as community and individual assets, and to ensure that we accurately portray the diversity of those in poverty in our work and daily decision-making.

Ethical Code of Conduct

Honesty and integrity are part of our foundation. We will:

- Establish an ethical tone.
- Comply with applicable laws, regulations and policies.
- Act honestly and ethically.
- Ensure accuracy and reliability of information.
- Report any violations of code.

Community Action Summary



The Basics

What is a Community Action Agency?

Community Action Agencies (or Community Action Programs) are private nonprofit or public organizations created out of the Economic Opportunity Act of 1964 to combat poverty. Tribal Governments are designated as eligible entities in the federal Community Services Block Grant (CSBG) Act and, in Minnesota, are part of the Community Action network.

Purpose and Mission

In order to reduce poverty in communities, Community Action works to better focus available local, state, and federal resources (both public and private) to assist low-income individuals and families to acquire useful skills and knowledge, gain access to new opportunities, and achieve economic self-sufficiency.

Structure

A Community Action Agency:

- Has received designation as a Community Action Agency either from the local government under the provisions of the Economic Opportunity Act of 1964, or from the state under the Community Services Block Grant Act of 1981, as amended; (For CSBG enabling language visit: http://www.acf.hhs.gov/programs/ocs/csbg/pdf/csbg_law_508.pdf)
- Has a governing tripartite board consisting of at least one-third democratically selected representatives of low-income people, one-third local public officials or their designee, and the remainder are representatives of business, industry, labor, religious, social welfare, and other private groups in the community
NOTE: *Tribal Governments are designated as eligible entities for the CSBG funding. As sovereign nations, they are not mandated to have a tripartite board.*

Governance: Maximum Feasible Participation

The importance cannot be overstated that local citizens govern local Community Action Agencies. Community Action governance embraces the principle of "maximum feasible participation" by people experiencing poverty. The board of directors of Community Action Agencies have a unique mandate to have a tripartite board that includes:

- *at least* 1/3 people experiencing poverty
- 1/3 public officials
- *remaining* 1/3 at-large local citizens

Minnesota Community Action History

May 27, 1963: The Minnesota Legislature passes legislation creating the Minnesota Indian Affairs Commission (today known as the Minnesota Indian Affairs Council).

March 16, 1964: President Lyndon B. Johnson declares an unconditional War on Poverty in the United States of America. The Economic Opportunity Act is introduced in Congress.

August 20, 1964: President Johnson signs the Economic Opportunity Act establishing the Federal Office of Economic Opportunity (OEO) and programs such as Community Action, Head Start, VISTA, and Job Corps.

1965: The Minnesota Office of Economic Opportunity is created and by year-end nearly all Minnesota counties are served by a newly formed Community Action Agency (CAA).

March 1966: Rep. Al Quie (R-MN) urges CAA governing boards to be composed of at least 1/3 representing the poor ("maximum feasible participation"). Congress passes the Quie Amendment, requiring CAA boards be composed of 1/3 elected officials, 1/3 low-income representatives and 1/3 private sector representatives as well as the Green Amendment, requiring CAAs to obtain official designation from local elected officials.

September 26, 1969: The Minnesota CAA Executive Directors form the Minnesota CAP Directors Association.

September 2, 1971: The Minnesota CAP Directors Association is reorganized into the Minnesota CAP Association.

May 24, 1973: The Minnesota Legislature provides the first state funding for Community Action Agencies. This was done in part to help meet the match requirements of the federal OEO funding program.

January 5, 1975: President Gerald Ford signs legislation that closes the Federal Office of Economic Opportunity and establishes the Community Services Administration under the Department of Health Education and Welfare (HEW), which will now administer Community Action funding.

January 1977: The Congressional Budget Office concludes that federal social services programs reduced poverty by 60% during the decade of 1965-1975.

August 13, 1981: President Ronald Reagan signs the Omnibus Reconciliation Act of 1981 creating the Community Services Block Grant (CSBG) and closing the Community Services Administration.

1981: Minnesota responds by passing the Minnesota Community Action Program Act, the first state Community Action legislation in the country.

Mode of Operation

A Community Action Agency carries out its mission through a variety of means including:

- Community-wide assessments of needs and strengths;
- Comprehensive antipoverty plans and strategies;
- Provision of a broad range of direct services;
- Mobilization of financial and non-financial resources;
- Advocacy on behalf of low-income people; and,
- Partnerships with other community-based organizations to eliminate poverty.

Why are Community Action Agencies Unique?

Most poverty-related organizations focus on a specific area of need, such as job training, health care, housing, or economic development.

Community Action Agencies reach out to low-income people in their communities, address their multiple needs through a comprehensive approach, develop partnerships with other community organizations, involve low-income clients in the agency's operations, and administer a full range of coordinated programs designed to have a measurable impact on poverty.

Many people are familiar with the programs Community Action delivers. Each local Community Action Agency provides a unique combination of programming to meet locally determined objectives. Well known programs include:

- Energy Assistance, Weatherization & Energy Conservation
- Head Start, Early Head Start, Child Development Programs & Referrals
- Congregate Dining and Meals on Wheels
- Jobs for Youth, Adults & Seniors
- Senior Independent Living Services (SAIL)
- Retired Senior Volunteer Program (RSVP)
- Food Shelves, Family Nutrition Programs, and SNAP Outreach
- Housing Construction, Rehabilitation & Assistance
- Family Crisis Services
- Case Management
- Family Assets for Independence in MN (FAIM)
- Financial Education
- Free Tax Preparation, Tax Credit Outreach & Education
- Emergency Shelter & Transitional Housing
- Foreclosure Prevention and Homeownership Support
- Economic Development Business Start-Up
- Advocacy, Education & Outreach
- Transit & Transportation

Community Action Agencies constantly strive to provide fast, flexible, local solutions for the increasingly diverse mix of Minnesotans experiencing poverty.

Community Action in the Social Service Sector

In Minnesota, Community Action operates as a statewide network of 38 organizations.

- 27 Community Action Agencies (26 private and 1 public organization)
- 11 Tribal Governments

Community Action is a major segment of the nonprofit sector in Minnesota with the following characteristics:

- Combined annual budgets of nearly \$500 million.
- Over 1.4 million volunteer hours.
- Approximately 3,000 employees across the state (not including Tribal Government employees)
- All agencies completing an annual independent audit.

Partnerships

Local partnerships are central to Community Action. Statewide, Community Action maintains hundreds of formal collaborative relationships in areas such as:

- Asset Building/Financial Education initiatives
- Child Support
- Continuum of Care
- Distribution Programs
- Early Care and Education Programs
- Education and advocacy
- Emergency Food and Nutrition programs
- Energy Assistance/Weatherization
- Faith-Based Organizations
- Family Service Collaboratives
- Food Shelves
- Head Start
- Human Service Agencies
- Leadership Development
- Senior Services
- Tax Education and Outreach
- Transitional Housing Programs
- Transportation
- Vocational Rehabilitation Programs
- WorkForce Centers
- Youth Programs

May 5, 1994: In response to the 1993 Government Performance and Results Act (GPRA), the CSBG Law is amended to require Community Action Agencies measure outcomes in promoting self-sufficiency, family stability and community revitalization. Following this amendment, Results-Oriented Management and Accountability (ROMA) is introduced as a framework to measure outcomes.

October 27, 1998: Public Law 105-285 is signed into law, reauthorizing the Community Services Block Grant (CSBG) and requiring the use of ROMA by all agencies by October 1, 2001.

2005: The National Performance Indicators are developed and required by the HHS Office of Community Services as part of the fulfillment of ROMA reporting.

February 17, 2009: President Barack Obama signs the American Recovery and Reinvestment Act (ARRA), providing the Community Action network with an additional \$1 billion in CSBG funding to help stimulate the economy and to create and maintain jobs.

2010: National, CSBG ranks 8th and the Weatherization ranks 9th out of approximately 200 programs in the number of direct jobs created or retained under ARRA for the quarter July 1 - September 30, 2010. CSBG ranked in the top 20 for all 5 quarters.

Poverty's Many Faces

Needs vary significantly for urban, suburban and rural Minnesotans living in poverty. Community Action Agencies conduct regular needs assessments to determine current community needs and strengths and to prioritize services and advocacy efforts. For example, Community Action Agencies increasingly serve participants with diverse languages including Spanish, Somali, Hmong, Vietnamese and Russian. Transportation is a particularly critical problem in some communities. Housing is a pervasive problem. In urban areas, low-income families may face a myriad of disconnected programs and service systems. Conversely, in rural areas services are scarce and far-flung. Suburban areas tend to have limited awareness of the nature and extent of poverty in their communities.

Leveraged Funding

In 2011, \$7.3 million in federal Community Services Block Grant (CSBG) funding and \$2.134 million in Minnesota Community Action Grant funding leveraged almost \$500 million in other funding from federal, state, local, and private sources.

Community Involvement / Volunteerism

Community Action taps into Minnesota's long-standing tradition of volunteerism. Parents, retirees, low-income workers, business people and other community members expand the capacity of local agencies by serving in a variety of volunteer roles. Whether it's serving as a board member, helping in Head Start, working in the Retired Senior Volunteer Program (RSVP) or providing transportation to elders, community volunteers enhance Community Action services.

In 2011 Minnesota Community Action harnessed over 1.4 million hours of volunteer service. If valued at the federal minimum wage (\$7.25), volunteer time would be worth more than \$10.2 million.

During the last decade, the service of volunteers was equivalent to **8,843 full-time**, year-round employees, or a **\$133.3 million contribution** if their time is valued at the federal minimum wage of \$7.25 per hour. Fostering volunteerism is an integral strategy of Community Action programs.

***Volunteer Hours donated to Community Action
in Minnesota over the last decade:***

<u>Year</u>	<u>Hours</u>	<u>Year</u>	<u>Hours</u>
2001	1,541,727	2007	1,826,253
2002	1,625,520	2008	1,644,496
2003	1,606,262	2009	1,602,614
2004	1,631,980	2010	1,632,225
2005	1,982,384	2011	1,407,580
2006	1,892,298	Total	18,393,069

For more information:

Visit the National Community Action Partnership at <http://www.communityactionpartnership.com>

Visit the Minnesota Community Action Partnership at <http://www.minncap.org>

Minnesota Tribal History

Community Action funding flows through the Office of Economic Opportunity to Minnesota's 11 Tribal Governments. The Minnesota Indian Affairs Council (MIAC) was established in 1963 (MN Statutes Chapter 888, Sec. 2 (3:922)). MIAC is the official liaison between the State of Minnesota and the 11 tribal Governments within the state. The Council provides a forum for and advises state government on issues of concern to urban Indian communities. The Council administers programs designed to enhance economic opportunities and protect cultural resources for the state's American Indian constituencies. The MIAC plays a central role in the development of state legislation. Programs that affect the state's American Indian population and tribal governments are monitored. Minnesota was the first state in the nation to establish an Indian Affairs agency and provided a model for other states to follow.

The Indian Affairs Council's vision is to strive for the social, economic and political justice for all American Indian people living in the State of Minnesota, while embracing our traditional cultural and spiritual values.

The mission of the Indian Affairs Council is to protect the sovereignty of the 11 Minnesota Tribes and ensure the well-being of American Indian citizens throughout the State of Minnesota.

Tribal History

In Minnesota, there are seven Anishinaabe (Chippewa, Ojibwe) reservations and four Dakota (Sioux) communities. A reservation or community is a segment of land that belongs to one or more groups of American Indians. It is land that was retained by American Indian tribes after ceding large portions of the original homelands to the United States through treaty agreements. It is not land that was given to American Indians by the federal government. There are hundreds of state and federally recognized American Indian reservations located in 35 states. These reservations have boundary lines much like a county or state has boundary lines. The American Indian reservations were created through treaties, and after 1871, some were created by Executive Order of the President of the United States or by other agreements.

Anishinaabe Reservations

The seven Anishinaabe reservations include: **Grand Portage** located in the northeast corner of the state; **Bois Forte** located in extreme northern Minnesota; **Red Lake** located in extreme northern Minnesota west of Bois Forte; **White Earth** located in northwestern Minnesota; **Leech Lake** located in the north central portion of the state; **Fond du Lac** located in northeast Minnesota west of the city of Duluth; and **Mille Lacs** located in the central part of the state, south and east of Brainerd.

All seven Anishinaabe reservations in Minnesota were originally established by treaty and are considered separate and distinct nations by the United States government. In some cases, the tribe

retained additional lands through an Executive Order of the President. Six of the seven reservations were allotted at the time of the passage of the General Allotment Act. The Red Lake Reservation is the only closed reservation in Minnesota, which means that the reservation was never allotted and the land continues to be held in common by all tribal members. Each Indian tribe began its relationship with the U.S. government as a sovereign power recognized as such in treaty and legislation. The Treaty of 1863 officially recognized Red Lake as separate and distinct with the signing of the Old Crossing Treaty of 1863. In this treaty, the Red Lake Nation ceded more than 11 million acres of the richest agricultural land in Minnesota in exchange for monetary compensation and a stipulation that the "President of the United States direct a certain sum of money to be applied to agricultural education and to such other beneficial purposes calculated to promote the prosperity and happiness of the Red Lake Indian." The agreements of 1889 and the Agreement of 1904, Red Lake ceded another 2,256,152 acres and the Band was guaranteed that all benefits under existing treaties would not change.

Dakota Reservations

The four Dakota Communities include: **Shakopee Mdewakanton** located south of the Twin Cities near Prior Lake; **Prairie Island** located near Red Wing; **Lower Sioux** located near Redwood Falls; and **Upper Sioux** whose lands are near the city of Granite Falls.

The original Dakota Community was established by treaty in 1851. The treaty set aside a 10-mile wide strip of land on both sides of the Minnesota River as the permanent home of the Dakota. However, in the aftermath of the U.S.-Dakota Conflict of 1862, Congress abrogated all treaties made with them and the Dakota were forced from their homes in the state. The four communities were reestablished in their current localities by acts of Congress in 1886. The four Dakota Communities today represent small segments of the original reservation that were restored to the Dakota by Acts of Congress or Proclamations of the Secretary of Interior.

Information reprinted with permission from the MN Indian Affairs Council (www.indianaffairs.state.mn.us).

Community Action: The American Dream

While Community Services Block Grant (CSBG) funds can be a small percentage of a Community Action Agency (CAA) budget, these funding sources provide 100% of Community Action's identity. By holding to founding values through supports and mandates, the Community Services Block Grant and Community Action Grant provide the foundation for Community Action in Minnesota.

Since President Johnson's 1964 call to arms, Community Action has effectively lifted Americans out of poverty and into the American Dream. Founding principles include:

- Maximum feasible participation;
- Access to comprehensive, integrated services;
- Coordination of community resources;
- Incubation of innovative supports;
- Evaluation and accountability; and,
- State and national networks.

Maximum Feasible Participation

The Economic Opportunity Act called for the poor to have "maximum feasible participation" in identifying problems and developing solutions to poverty. The Community Services Block Grant and Community Action Grant mandate that a CAA board includes one-third of its membership as people living in poverty. While this value of "maximum feasible participation" is embedded in Community Action's culture, it is not an easy value to operationalize. Without this legal requirement, there is no guarantee that over time this hallmark value will live in an organization's future.

Access to Comprehensive, Integrated Services

Community Action knows that poverty can only be defeated when people have access to comprehensive and integrated services. Poverty is rooted in a complex network of social ills that includes inadequate education, unemployment, poor health, and substandard housing. CAAs have multiple supports under one roof, recognizing that poverty's eradication requires such a varied group of supports. In fact, the federal CSBG Act contains multiple references to and requirements for comprehensive services, ensuring that Community Action Agencies continue to provide this broad array of support for communities.

Coordination of Community Resources

Community Action holds that the best way to fight poverty is to coordinate community resources. With the required composition of board structure (low-income citizens, business leaders, government leaders), CAAs have ample opportunities for cross-fertilization that increases community efficiencies and economies of scale. The Community Services Block Grant and Community Action Grant reliably fund collaboration activities for CAAs. Some executive directors have predicted that collaborations might be reduced with funding cuts, because such activity is almost entirely supported by CSBG and Community Action Grant funding.

Incubation of Innovative Supports

From Community Action's inception, the tenet that local people know best has meant the creation of innovative supports targeted at local issues. The CSBG and Community Action Grant give considerable support to locally designed solutions. One director summed it up: "CSBG funds local research and development allowing us to respond more quickly to a changing environment or come up with creative solutions to unique situations. It provides money for community assessment studies, letting us hear directly from the people we serve regarding what works and what does not; what is needed and what is not...CSBG is the seed money for new supports and innovative solutions that would not get off the ground without such financial assistance."

Evaluation and Accountability

Since 1994, Results Oriented Management and Accountability (ROMA) has provided an accountability framework for Community Action Agencies. This system provides information essential to agency growth and improvement, such as staff training needs, and access to data that is important for funders. Having access to this powerful accountability and management system ensures that Community Action communicates results and impacts in the most comprehensive and compelling way. Without ROMA, CAAs ability to secure funding would likely be limited in significant and risky ways.

State and National Networks

The National Community Action Partnership and the Minnesota Community Action Partnership concentrate membership power and resources to alleviate poverty through public education/advocacy. In addition, the National Association for State Community Services (NASCS) brings together state CSBG Offices like Minnesota's Office of Economic Opportunity. Furthermore, national organizations such as CAP Law and the National Community Action Foundation provide specialized support in areas such as legal, financial management and advocacy. Through the Community Services Block Grant and Community Action Grant, agencies join these networks and gain access to training/technical assistance, a wealth of best practice experience, and a powerful coalition of peers.

* * *

Community Action was created with a unique set of values that lift Americans out of poverty and into the American Dream. The values supported and mandated by the CSBG and Community Action Grant are the values of the American Dream - diversity, local community, innovation, and accountability.

It is important to recognize the role of CSBG and Community Action Grant in preserving Community Action. In FY11 in Minnesota, 696,493 people were served by Community Action, including 258,479 families; 1,407,580 volunteer hours were donated to Community Action; 206,474 people received emergency assistance and 281,574 people received employment supports.

It is the moral and ethical imperative of Community Action Agencies to join together, to recognize that they are stronger together than apart, and to support each other to live the founding values of Community Action.

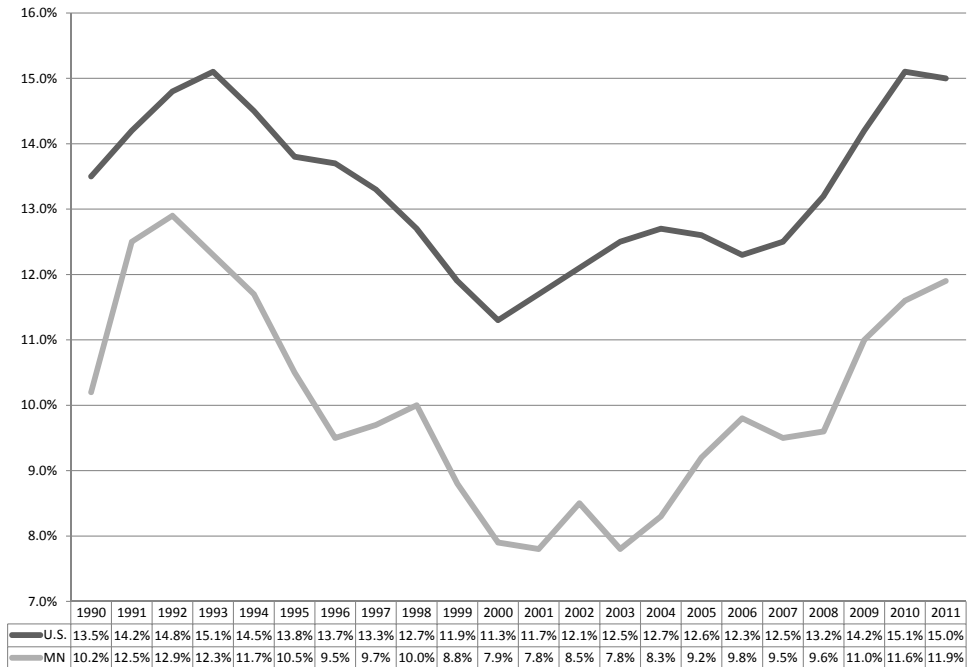
Poverty in Minnesota

As Minnesota emerges from the Great Recession, all Minnesotans are not experiencing the recovery. People across the state are living in poverty and struggling to make ends meet. Many of these people are low-wage workers, families with children, and seniors. The costs of housing, health care, transportation and child care make it difficult for these households to meet their basic needs let alone get ahead. The following section describes current trends related to poverty in Minnesota.

Household incomes and poverty rates have stabilized, but not improved

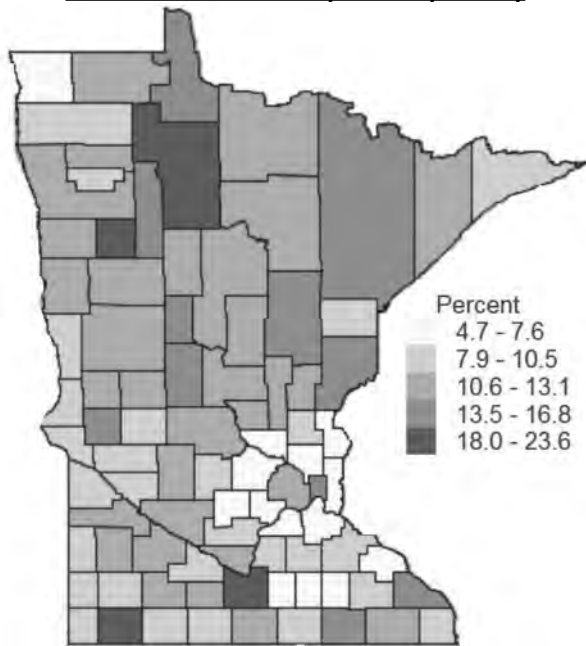
Over the last two years, the negative trends in household incomes and poverty that were precipitated by the Great Recession have begun to stabilize. Data from the U.S. Census' most recent American Community Survey shows that Minnesota was one of 32 states in which median incomes and poverty rates remained steady between 2010 and 2011. In 2011, the state's median income remained nearly \$57,000 and median income among families remained nearly \$71,300.

Poverty Rates 1990 - 2011 U.S. and MN



At the same time, Minnesota's poverty rate remained near 12% with nearly 622,000 Minnesotans living in poverty. In 2011, the federal poverty threshold was \$22,350 for a family of four. While the poverty rate appears to have stabilized, it remains more than 4 percentage points above the pre-recession low of 8% in 2003.

2011 Minnesota Poverty Rates by County



Poverty is not evenly distributed across the state

The statewide poverty rate masks the fact that poverty is not uniformly spread across the state. Poverty rates are higher in the cities of Minneapolis and Saint Paul, some rural counties in greater Minnesota, and on and near American Indian reservations. The highest poverty rates in the state include rural counties, such as Nobles (18%), Blue Earth (19%), Beltrami (20%) and Mahanomen (24%) counties. In contrast, the lowest poverty rates in the state include metro counties, such as Carver (5%), Scott (5%) and Washington (5%) counties.

Poverty is increasingly suburbanized in the Twin Cities metro area

The suburbs are now home to the largest and fastest-growing poor population, having seen significant increases in the share of the Twin Cities metro area's poor since 2000. Analysis of 2008 data showed that poverty rates in Hennepin and Ramsey Counties were highest in the metro area and higher than the statewide rate, but that the overall share of the metro area's poor was larger in the suburbs. By 2008, 54% of poor individuals lived in the suburbs compared to 46% in the central Twin Cities.

Racial disparities in poverty rates and household incomes persist

While Minnesota's median income is \$7,000 higher than the U.S. median income, not all Minnesotans share in this advantage. Statewide data masks significant racial and ethnic disparities in poverty and income. In fact, poverty rates for American Indians, Asians, African-Americans and Hispanics in Minnesota are significantly higher than the national average for these communities. In 2011, 17% of Asians, one-quarter (25%) of Hispanics and about 40% of American Indians and African-Americans lived in poverty in Minnesota. The median income for American Indians was \$26,922, African-Americans was \$29,266 and Hispanics was \$37,795, while the median income for non-Hispanic white households was significantly higher at \$59,870. In particular, American Indians have experienced dramatic declines since the beginning of the Great Recession with a 10 point increase in the poverty rate and a \$9,000 decrease in median income.

Persistent racial disparities have in part been driven by high levels of unemployment. In 2011, unemployment rates for African-Americans (20%) and American Indians (18%) were more than twice the rates for white (7%) and Asian (8%) workers in Minnesota. The disparity is most significant for American Indians with a 53% unemployment rate in 2011.

2011 Minnesota Median Income, Poverty Rate and Child Poverty Rate by Race and Ethnicity

	<u>Median Income</u>	<u>Poverty Rate</u>	<u>Child Poverty Rate (Under 18 years of age)</u>
All Minnesotans	\$56,954	12%	15%
White (non-Hispanic)	\$59,870	9%	10%
American Indian	\$26,922	41%	49%
Asian	\$59,697	17%	23%
Black/African-American	\$29,266	37%	46%
Hispanic/Latino	\$37,795	25%	30%

Families with children are more likely to be poor

Among Minnesota's families, 5% of married couple, 8% of all families and 13% of families with related children under 18 years of age live in poverty. Poverty rates for single parent, female-headed households with related children under 18 years of age are much higher with one-third (35%) of this population living in poverty.

Children are disproportionately poor

Children remain the poorest age group in Minnesota. About 15% of children were poor compared to 11% of people ages 18-64, and 8% of ages 65 and older. In 2011, 194,260 children under 18 years of age lived in poverty. Children of color have particularly high poverty rates. Nearly one-half of American Indian (49%) and Black (46%) children live in poverty. Similarly, almost one-third of Hispanic (30%) and one-quarter of Asian children (23%) children live in poverty. In comparison, one out of 10 (10%) of white children live in poverty. The Great Recession and the current recovery have negatively impacted children more than any other age group. Between 2005 and 2011, the percentage of children in poverty increased 25%. It is estimated that child poverty costs Minnesota \$5.7 billion each year in terms of lost productivity and earnings and greater criminal justice and health care costs.

Employment does not guarantee economic security

Earned income does not always provide a path out of poverty. Nearly one-third (27%) of Minnesota children in poor families have at least one parent who is employed full-time, year-round and 47% have at least one parent who is employed either part-year or part-time. Similarly, half of Minnesotans aged 16 or older living in poverty worked during the year (generally part-time or part-year), but did not earn sufficient income to rise above the poverty line.

As the economy has struggled to recover, unemployment and underemployment have persisted and wages have stagnated. Many low-wage workers, who may not be considered “officially” poor by federal standards, also struggle to make ends meet and face chronic economic insecurity. The federal poverty guideline’s low threshold means many families living officially above the poverty line also face economic insecurity. Research suggests that, on average, families need incomes about twice the federal poverty level to meet their basic needs. Low-income people, those living below 200% of the federal poverty level, include one out of four Minnesotans.

According to the Jobs Now Coalition, in Minnesota the average cost of covering basic needs for a family of four where both parents work is \$58,363 per year. This means each parent would have to earn an hourly wage of \$14.03, but 39% of jobs in Minnesota pay less than this. Approximately 27% of Minnesota families (with children, at least one of whom is in child care) are not earning enough to meet their basic needs.

Safety net programs reduced income poverty during the Great Recession

Poverty rates would have been significantly higher without safety net programs and temporary Recovery Act initiatives. The Supplemental Poverty Measure developed by the U.S. Census shows that work and income supports alleviate economic hardship and keep many families out of poverty. Nationally, in 2011 refundable tax credits for working families, such as the Earned Income Tax Credit (EITC) and Child Tax Credits, lifted 8.7 million people out of poverty and the child poverty rate would have been 6.3 percentage points higher without them. Similarly, the Supplemental Nutrition Assistance Program (SNAP) lifted 4.7 million people out of poverty and without it the child poverty rate would have 2.9 percentage points higher.

Safety net programs are increasingly important as medical and work related expenses push many people into poverty. Nationally, the senior poverty rate would be nearly cut in half (15% to 8%) if out-of-pocket medical expenses were eliminated. Similarly, work related expenses, such as transportation and child care expenses erode the economic security of working families. Nationally, job related costs pushed 5.2 million people into poverty in 2011.

Asset poverty increased during the Great Recession

While income poverty is defined by whether a household’s income is below the federal poverty threshold, asset poverty measures whether a household has sufficient net worth to live at the poverty level for three months in the absence of any income. In 2011, a family of three with net worth less than \$4,632 was defined as asset poor. Between 2007 and 2010, asset poverty increased nationwide as home values fell, stock prices fluctuated and savings decreased due to unemployment and underemployment. By 2010, one of every five U.S. families (20%) was asset poor in comparison to 16% in 2007.

Increases in asset poverty were identified for families of all income levels and all racial and ethnic groups, but low-income and people of color had higher rates of asset poverty. Prior to and after the Great Recession, African-American and Hispanic families were twice as likely as white families to be asset poor. Mid-aged families (aged 30 to 61) were particularly affected by large increases in asset poverty as the decline in the housing market most negatively affected home owners. Unlike income poverty which is traditionally addressed by safety net programs, asset poverty requires a different public policy response; a response that promotes personal finance education, savings and asset building and retention opportunities.

Expanding economic opportunity to reduce poverty

Community Action strives to serve the diverse needs of people experiencing poverty. As families struggle to make ends meet, they turn to Community Action to meet their household needs and to improve their economic opportunities. Minnesota Community Action has made significant investments in expanded services to meet the increased and sustained demand for economic opportunity services. These efforts are helping people to help themselves by mitigating the effects of poverty and by providing the opportunities that people need to get ahead and achieve greater economic security.

Poverty Data Sources:
 Center for Economic Development. 2012 Asset & Opportunity Scorecard.
 Children’s Defense Fund Minnesota. Minnesota Kids Count 2012 Data Book.
 The Brookings Institution. The Suburbanization of Poverty: Trends in Metropolitan America, 2000–2008. January 2010.
 U.S. Census Bureau. 2006-2010 American Community Survey 5-Year Estimates.
 U.S. Census Bureau. 2011 American Community Survey 1-Year Estimates.
 Urban Institute. Asset Poverty and the Great Recession. October 2012.

Federal Poverty Guidelines

The federal poverty guidelines are issued each year in the Federal Register by the United States Department of Health and Human Services (HHS). The guidelines are adjusted for families of different size. The poverty guidelines are used in setting eligibility criteria for a number of federal and state programs. Based on eligibility requirements, some programs use a percentage multiple of the guidelines, such as 125%, 150%, 185%, or 200%. Some examples of federal programs that use the guidelines in determining eligibility are:

- Community Services Block Grant (CSBG)
- Head Start
- Individual Development Accounts (IDAs)
- Low-Income Home Energy Assistance Program (LIHEAP)
- National School Lunch and School Breakfast programs
- Supplemental Nutrition Assistance Program (SNAP)
- Supplemental Nutrition Program for Women, Infants & Children (WIC)
- Weatherization Assistance

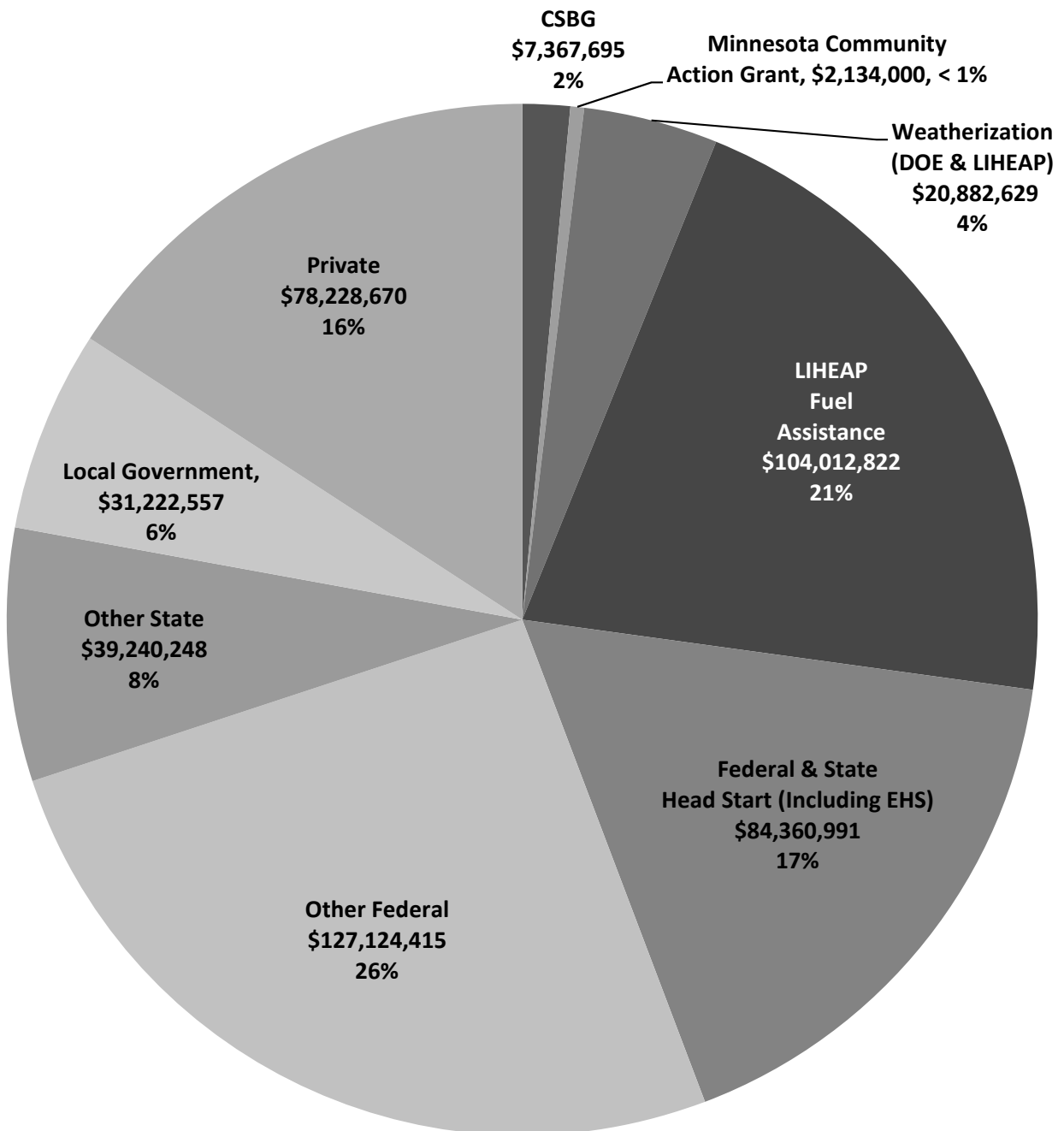
2012 Federal Poverty Guidelines

Persons in Family	48 Contiguous States & D.C.	Alaska	Hawaii
1	\$11,170	\$13,970	\$12,860
2	15,130	18,920	17,410
3	19,090	23,870	21,960
4	23,050	28,820	26,510
5	27,010	33,770	31,060
6	30,970	38,720	35,610
7	34,930	43,670	40,160
8	38,890	48,620	44,710
For each additional person, add	3,960	4,950	4,550

Funding

Minnesota's Community Action Network is supported by varied funding sources. In 2011 \$7.3 million in federal Community Services Block Grant (CSBG) funding and \$2.134 million in Minnesota Community Action Grant funding allowed Minnesota's Community Action Agencies and Tribal Governments to leverage almost \$500 million in additional funding.

Total Community Action Network Funding



Minnesota Community Action Grant - \$2,134,000

Minnesota Community Action Grant funds are appropriated through the Minnesota legislature and are used for the same purpose as federal Community Services Block Grant (CSBG) funding.

Community Services Block Grant (CSBG) - \$7,367,695

CSBG funding is appropriated by Congress through the U.S. Department of Health and Human Services.

Other Federal Funding - \$322,943,321

Includes non-CSBG funding appropriated by the federal government. Examples include:

- Assets for Independence Act (AFI)
- Child Care Development Block Grant (CCDBG)
- Community Development Block Grant (CDBG)
- Corporation for National and Community Service Programs
- Employment and Training Programs
- Federal Emergency Management Administration (FEMA)
- Head Start and Early Head Start
- HUD Housing Programs
- Low-Income Home Energy Assistance Program (LIHEAP)
- Medicare/Medicaid
- Older Americans Act
- Temporary Assistance to Needy Families (TANF)
- Transportation
- USDA food and non-food programs
- Weatherization (Wx)
- Women, Infants & Children Nutrition Program (WIC)

Other State Funding - \$52,777,784

Includes non-Minnesota Community Action Grant funding appropriated through the Minnesota legislature. Some examples of other state funding are:

- Family Assets for Independence in Minnesota (FAIM) Program
- Child Care and Early Childhood Programs
- Community and Economic Development Programs
- Education Programs
- Energy Programs
- Head Start Programs
- Health Programs
- Housing and Homeless Programs
- Nutrition Programs
- Rural Development Programs
- Senior Services
- Transportation Programs
- Youth Development Programs

Local Government Funding - \$31,222,557

Includes funding appropriated by a county or city government, as well as Tribal Government funding.

Private Funding - \$78,228,670

Includes funding from individuals, foundations, corporations and other donors. Private funding also includes the value of donated items such as food, clothing and furniture.

2011 Financial Leveraging Summary

Community Action Agency	Community Services Block Grant	Minnesota Community Action Grant	Weatherization (DOE & LIHEAP)	LIHEAP Fuel Assistance	Federal & State Head Start
Anoka CAP	\$230,135	\$64,706	\$597,229	\$3,973,765	\$4,909,284
Arrowhead Economic Opportunity Agency	\$222,339	\$63,197	\$7,069,492	\$1,745,099	\$3,195,927
Bi-County CAP	\$196,031	\$58,105	\$130,673	\$658,893	\$2,896,587
CA Duluth	\$234,448	\$65,540			
CA of Minneapolis	\$1,079,936	\$249,354	\$1,372,274	\$17,794,698	
CA Partnership of Ramsey & Washington	\$1,019,327	\$237,622	\$2,406,250	\$2,490,000	\$11,856,069
CA Partnership of Surburban Hennepin County	\$519,287	\$140,835		\$9,017,966	
CA Partnership of Scott, Carver, and Dakota Counties	\$325,678	\$83,199	\$183,215	\$5,998,860	\$2,984,210
Heartland CAA	\$164,184	\$51,940	\$427,835	\$2,449,541	\$2,283,703
Inter-County CC	\$93,572	\$38,273	\$75,329	\$1,824,085	\$1,266,921
KOOTASCA CA	\$129,002	\$45,131	\$201,732	\$4,339,891	\$2,220,510
Lakes & Pines CAC	\$261,551	\$70,787	\$907,707	\$8,375,686	\$3,093,015
Lakes & Prairies CAP	\$138,407	\$46,951			\$2,125,086
Mahube - Otwa Community Action Partnership	\$277,561	\$94,046	\$1,537,823	\$7,505,058	\$5,433,813
Minnesota Valley Action Council	\$345,334	\$87,003	\$564,637	\$5,828,872	\$3,649,615
Northwest CA	\$61,513	\$20,051	\$89,923	\$1,973,845	\$2,019,091
Olmsted CAP	\$154,480	\$50,062			
Prairie Five CAC	\$98,813	\$39,287	\$149,675	\$2,219,352	\$1,628,653
Semcac	\$326,208	\$83,302	\$1,396,192	\$5,508,813	\$2,591,668
Southwestern Minnesota Opportunity Council	\$104,851	\$40,456	\$274,422	\$1,715,075	\$1,890,334
Three Rivers CA	\$154,661	\$48,161	\$243,671	\$2,378,770	\$1,741,912
Tri-County Action Programs	\$293,880	\$77,044	\$417,301	\$6,410,149	
Tri-County CA	\$222,223	\$63,174	\$847,061		\$3,729,730
Tri-Valley Opportunity Council	\$73,906	\$24,386		\$363,243	\$9,143,660
West Central Minnesota Communities Action	\$144,044	\$44,113	\$1,366,280	\$5,828,829	\$1,929,769
Western CA	\$135,140	\$46,319	\$167,865	\$2,190,019	\$1,707,646
Wright County CA	\$94,849	\$38,520	\$178,414	\$2,550,342	\$1,941,149
COMMUNITY ACTION TOTAL	\$7,101,360	\$1,971,564	\$20,605,000	\$103,140,851	\$74,238,352
Tribal Government					
Bois Forte Reservation Tribal Council	\$17,235	\$14,536			\$219,190
Fond du Lac Reservation	\$22,580	\$15,571	\$10,137	\$50,335	\$1,987,331
Grand Portage Reservation	\$15,804	\$14,259		\$4,887	\$236,675
Leech Lake Band of Ojibwe	\$49,981	\$20,875		\$270,775	\$2,780,583
Lower Sioux Indian Community	\$14,389	\$13,985			
Mille Lacs Band of Ojibwe Indians	\$26,857	\$16,399	\$57,771	\$62,590	\$1,749,463
Red Lake Band of Chippewa	\$47,584	\$20,411	\$108,997	\$219,464	\$1,572,125
Upper Sioux Community	\$27,984	\$26,698			
White Earth Reservation	\$43,921	\$19,702	\$100,724	\$263,920	\$1,577,272
TRIBAL GOVERNMENT TOTAL	\$266,335	\$162,436	\$277,629	\$871,971	\$10,122,639
STATEWIDE TOTAL	\$7,367,695	\$2,134,000	\$20,882,629	\$104,012,822	\$84,360,991

Tribal programs are run by their own sovereign government. Because of their relationships with Federal, State and local government, Tribes may receive varied support. This can include funding from the Department of Interior, Environmental Protection Agency, or Department of Justice, all used to support the unique work of each Tribal Nation.

Community Action Agency	Other Federal	Other State	Local		Total
			Government	Private	
Anoka CAP	\$1,960,807	\$122,657	\$512,652	\$4,591,878	\$16,963,113
Arrowhead Economic Opportunity Agency	\$6,846,007	\$5,526,467	\$4,189,880	\$1,901,946	\$30,760,354
Bi-County CAP	\$694,292	\$1,603,814	\$81,653	\$483,805	\$6,803,853
CA Duluth	\$618,454	\$46,739	\$55,995	\$351,674	\$1,372,850
CA of Minneapolis				\$3,229,371	\$23,725,633
CA Partnership of Ramsey & Washington	\$601,851	\$54,000	\$137,155	\$2,716,219	\$21,518,493
CA Partnership of Surburban Hennepin County	\$533,035	\$198,497	\$247,263	\$272,065	\$10,928,948
CA Partnership of Scott, Carver, and Dakota Counties	\$3,281,575	\$1,522,737	\$398,716	\$2,938,429	\$17,716,619
Heartland CAA	\$451,484	\$223,394	\$399,238	\$822,225	\$7,273,544
Inter-County CC	\$572,133	\$122,604	\$25,689	\$498,374	\$4,516,980
KOOTASCA CA	\$567,880	\$166,899	\$51,925	\$775,884	\$8,498,854
Lakes & Pines CAC	\$614,230	\$632,219	\$18,039	\$420,378	\$14,393,612
Lakes & Prairies CAP	\$1,576,199	\$1,217,465	\$94,630	\$1,140,823	\$6,339,561
Mahube - Otwa Community Action Partnership	\$992,821	\$2,215,777		\$3,001,115	\$21,058,014
Minnesota Valley Action Council	\$5,669,484	\$4,091,370	\$673,878	\$2,377,074	\$23,287,267
Northwest CA	\$145,532	\$168,296	\$69,041	\$143,901	\$4,691,193
Olmsted CAP	\$28,691	\$73,774	\$34,880	\$30,832	\$372,719
Prairie Five CAC	\$1,436,535	\$645,936	\$758,886	\$1,405,645	\$8,382,782
Semcac	\$2,170,307	\$744,943	\$362,239	\$1,562,258	\$14,745,930
Southwestern Minnesota Opportunity Council	\$1,331,589	\$368,618		\$58,614	\$5,783,959
Three Rivers CA	\$977,623	\$2,208,178	\$469,205	\$2,177,387	\$10,399,568
Tri-County Action Programs	\$892,309	\$911,149	\$1,174,952	\$1,373,845	\$11,550,629
Tri-County CA	\$139,956	\$37,197	\$496,373	\$229,420	\$5,765,134
Tri-Valley Opportunity Council	\$2,302,356	\$1,375,160	\$645,639	\$2,284,610	\$16,212,960
West Central Minnesota Communities Action	\$460,076	\$429,597	\$241,639	\$1,582,250	\$12,026,597
Western CA	\$1,095,575	\$1,039,447	\$4,493	\$1,282,930	\$7,669,434
Wright County CA	\$2,124,890	\$261,836	\$35,800	\$549,275	\$7,775,075
TOTAL	\$38,085,691	\$26,008,770	\$11,179,860	\$38,202,227	\$320,533,675

Tribal Government

Bois Forte Reservation Tribal Council	\$1,339,240	\$425,803	\$93,151	\$370,735	\$2,479,890
Fond du Lac Reservation	\$25,638,747	\$966,522	\$2,369,385	\$1,007,439	\$32,068,047
Grand Portage Reservation	\$605,655	\$109,165	\$58,313		\$1,044,758
Leech Lake Band of Ojibwe	\$21,442,805	\$4,375,506	\$17,206,898	\$32,399,581	\$78,547,004
Lower Sioux Indian Community	\$3,537,352				\$3,565,726
Mille Lacs Band of Ojibwe Indians	\$18,497,226	\$1,987,986		\$5,301,527	\$27,699,819
Red Lake Band of Chippewa	\$834,547	\$78,263			\$2,881,391
Upper Sioux Community	\$29,988	\$25,234			\$109,904
White Earth Reservation	\$17,113,164	\$5,262,999	\$314,950	\$947,161	\$25,643,813
	\$89,038,724	\$13,231,478	\$20,042,697	\$40,026,443	\$174,040,352

\$127,124,415	\$39,240,248	\$31,222,557	\$78,228,670	\$494,574,027
----------------------	---------------------	---------------------	---------------------	----------------------

2011 Participant Demographics

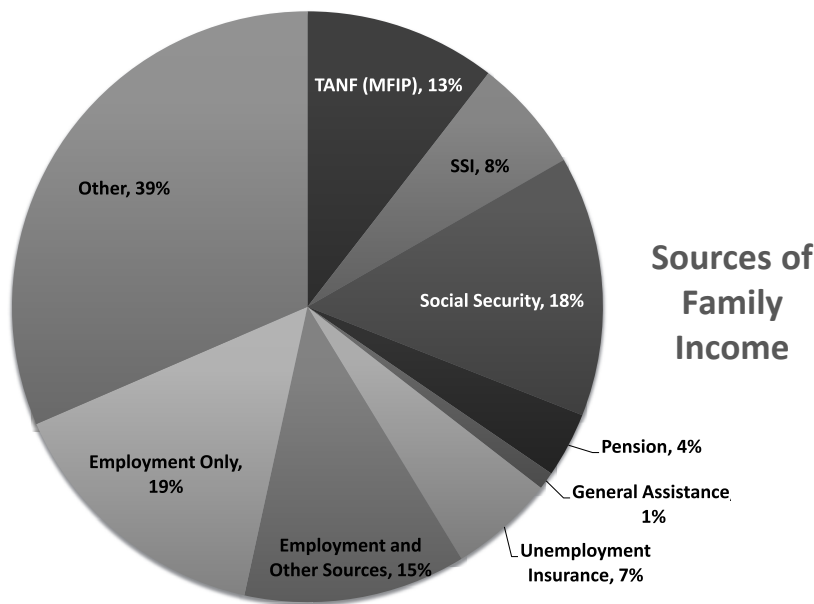
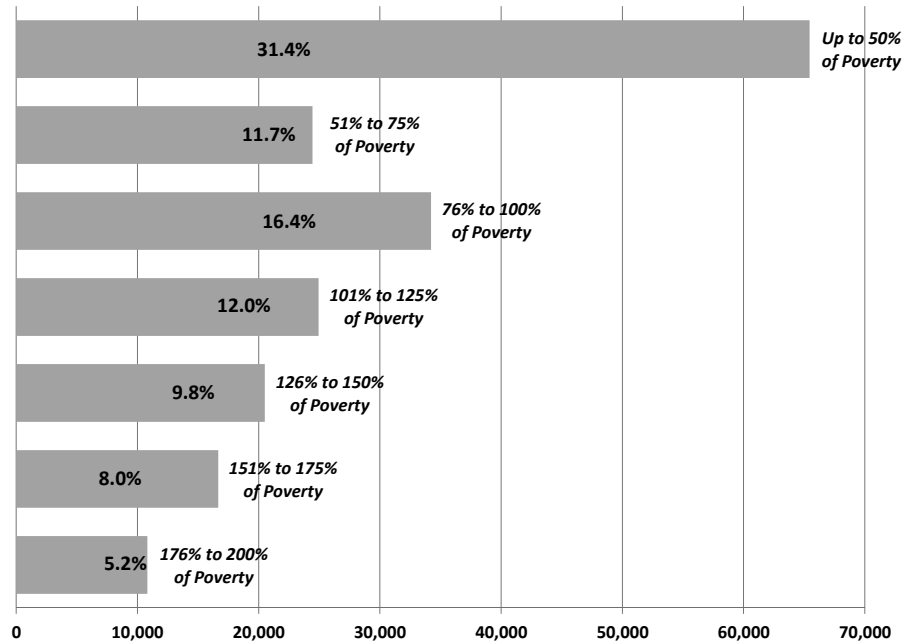
According to the American Community Survey, nearly 12% of the population of Minnesota lives in poverty (having incomes below the federal poverty line). It is the work of Community Action Agencies throughout Minnesota to reach out to these people, and many more very near poverty, to give them a helping hand and assist them to achieve economic self-sufficiency by reducing barriers and increasing opportunities for success.

Community Action serves a very diverse population. Participant characteristics reflect the Community Action commitment to change the lives of people most in need. Below are the demographics of the 610,613 individuals and 231,720 families helped throughout 2011.

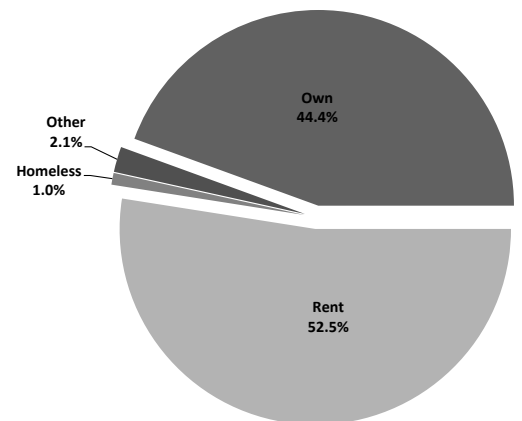
Poverty & Income

- Over 30% of households had income below 50% of the federal poverty line.
- Over 81% were poor or near poor with income less than 1.5 times the federal poverty line.
- While 7.5% of participants reported no income, 92.5% had income from one or more sources.
- 19% of households had income from employment only.

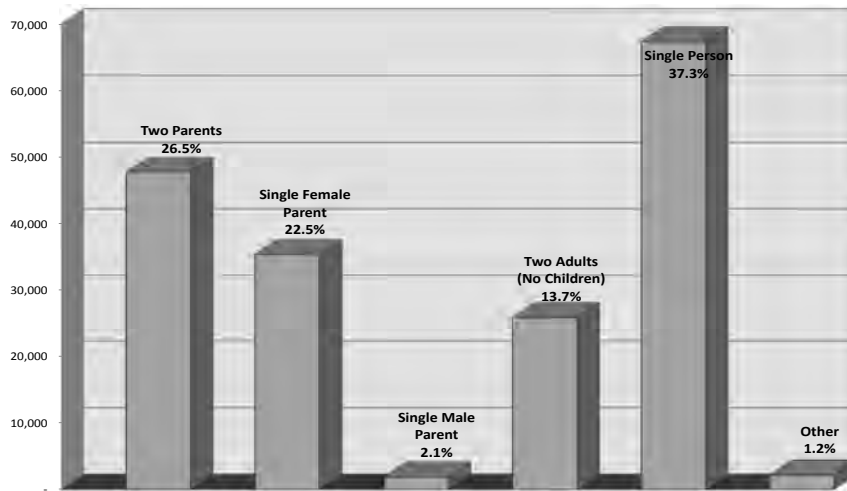
Family Income by Percentage of Federal Poverty Level



Housing Status of Participants



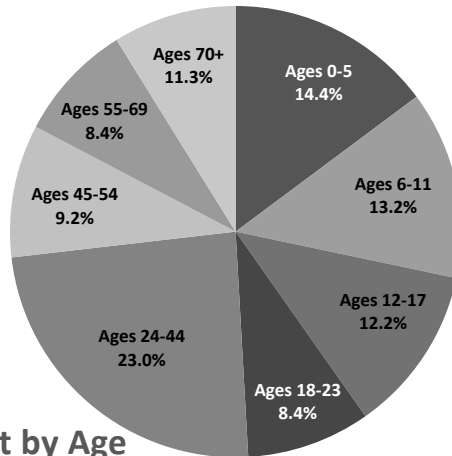
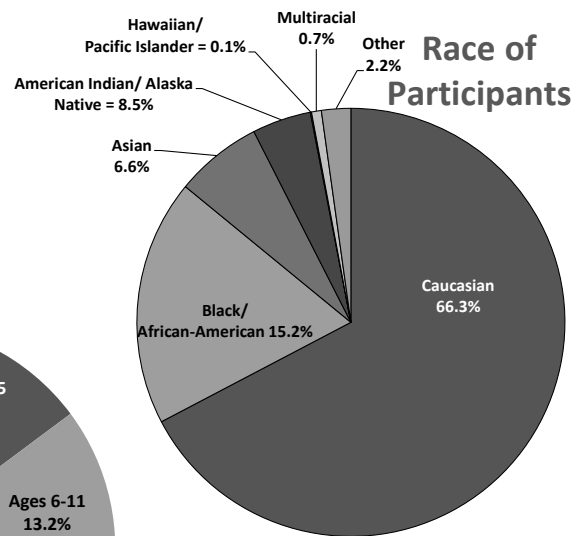
Family Composition of Households Served



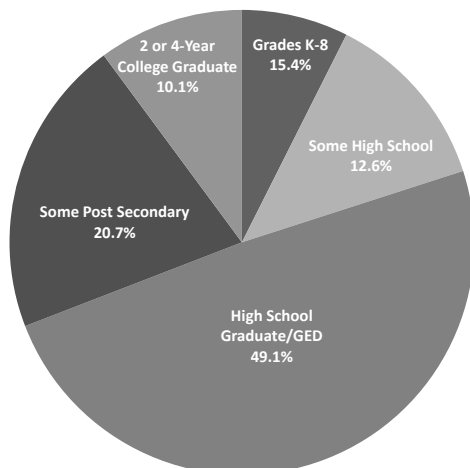
- 26.5% of families served had two parents.
- 22.5% of families were headed by single mothers and 2.1% by single fathers.
- 27.7% of families had three or four members.

Age, Race/Ethnicity & Gender of Participants

- 40% of participants were children younger than 18.
- 17.7% were seniors age 55 and older.
- 32.7% of participants were a racial minority with 12% identifying as Hispanic.
- 55.7% were female and 44.3% were male.



Participant by Age



Education Level of Participants over 24 years of age

- 49% of participants had completed High School or have obtained their GED.
- Nearly 31% had some post-secondary education.

2011 Program Activity Results

See page 140 for definitions and descriptions of program activities.

		PEOPLE SERVED	HOUSEHOLDS SERVED	TIMES SERVICE PROVIDED
<u>EMPLOYMENT</u>				
D1	Employment & Training Services	6,929	5,448	8,067
D3	Youth Employment	1,122	922	1,038
D6	Senior Employment Programs	166	166	174
D7	FSET	59	59	59
D8	Displaced Homemakers	525	269	269
<u>EDUCATION</u>				
L1	GED & Educational Services	3,041	23,798	5,218
L2	Literacy	3,436	14,416	2,412
L3	English / Second Language (ESL)	69	2,462	69
L4	Adult Basic Education (ABE)	1,160	20,148	1,050
<u>INCOME MANAGEMENT</u>				
M2	Budget Counseling	17,446	11,564	14,785
M3	Tax Aid	32,971	14,402	18,313
M4	Family Assets Indep MN (FAIM)	959	551	845
<u>HOUSING</u>				
B1	Weatherization	24,117	8,446	8,328
B3	MECS Audits	6,525	2,439	2,439
B4	Other Conservation Services	3,535	1,398	1,398
B7	Energy Related Repairs	18,890	6,818	6,741
C1	Housing Grants & Loans	1,122	476	479
C3	Home Repair / Rehabilitation	2,360	1,475	1,462
C5	Small Cities Dvlp. Grnts (SCDG)	651	258	258
C6	Rental Housing Assistance	3,565	1,352	2,767
C7	Low-Income Housing Development	138	99	102
C8	Community Housing Stabilization	10,078	7,948	8,520
C9	Community Homeownership Ed	3,296	1,541	1,503
<u>EMERGENCY SERVICES</u>				
B5	Energy Assistance	456,785	163,688	165,044
B6	Energy Crisis	196,946	66,896	66,896
B8	Fuel Fund	15,539	4,713	4,713
C10	Homeless Assistance	24,038	9,550	18,681
C11	Transitional Housing	1,185	562	1,192
G1	Emergency Family Services	4,746	2,194	2,606
G3	Abuse & Neglect Services	786	434	502
G6	Donated Articles	126,044	40,368	40,348
G8	Crisis Intervention	9,833	3,570	3,745

		PEOPLE SERVED	HOUSEHOLDS SERVED	TIMES SERVICE PROVIDED
<u>NUTRITION</u>				
H1	Food Assistance	75,753	27,719	337,323
H2	Community Services Food Pkgs	6,346	3,933	5,056
H3	Holiday Projects	15,998	6,028	4,385
H4	Women, Infants, Children (WIC)	14,576	4,565	61,660
H5	Gardening	2,918	1,008	985
H6	Home Delivered Meals	5,067	1,492	458,313
H7	Congregate Meals	17,774	8,964	618,950
H9	USDA Commodity Assistance	14,296	10,634	14,063
<u>LINKAGES</u>				
E1	Transportation System	665,497	180,063	1,489,791
E3	Transportation Assistance	16,682	8,234	184,520
E4	Vehicle Program	1,918	814	814
F1	Senior Oriented Services	10,591	8,614	11,330
F3	Chore Services	1,516	1,315	82,327
F5	Retired Senior Vol (RSVP)	4,022	2,029	2,029
F6	Senior Companion / Foster Grprnt	1,653	435	33,193
K1	Information & Referral	982,272	674,511	838,601
K2	Outreach	956,111	714,151	807,005
K3	Advocacy Info / Education	1,897,117	1,069,435	1,702,336
K4	Contract Services	6,436	2,237	13,998
<u>SELF SUFFICIENCY</u>				
J1	Head Start	27,253	14,438	20,118
J2	Child Care	5,807	4,630	33,068
J3	Child Care Administration	2,429	3,745	1,902
J4	At Risk Youth	2,875	1,428	1,737
J5	Campership	43	13	19
J6	Child Care Resource Referral	20,089	9,547	10,691
J7	Youth Recreation	1,505	1,095	1,601
J8	Parenting	10,554	8,233	19,085
J9	Fatherhood Initiative	2,521	1,481	1,385
J10	Crisis Nursery	357	113	239
M1	Self Sufficiency	14,534	7,083	8,789
M5	Family Loan Fund	323	125	125
<u>HEALTH</u>				
I1	Health Care Aid (Non-Financial)	3,998	3,208	17,286
I2	Health Care Aid (Financial)	495	298	142
I3	Family Planning	4,388	4,388	4,395
<u>OTHER</u>				
A1	Community Development	143	121	143
A5	Cottage Industries	200		200

Results Oriented Management and Accountability (ROMA)

Results Oriented Management and Accountability (ROMA) is a national performance-based initiative that promotes greater effectiveness and demonstrates results among state and local agencies receiving Community Services Block Grant (CSBG) and Minnesota Community Action Grant funds.

History of ROMA

ROMA was created in 1994 based upon principles contained in the Government Performance and Results Act of 1993. ROMA provides a framework for continuous growth and improvement among Community Action Agencies. Since 1994, the national Community Action Network has been guided by six broad anti-poverty goals:

- Goal 1:** Low-income people become more self-sufficient.
- Goal 2:** The conditions in which low-income people live are improved.
- Goal 3:** Low-income people own a stake in their community.
- Goal 4:** Partnerships among supporters and providers of service to low-income people are achieved.
- Goal 5:** Agencies increase their capacity to achieve results.
- Goal 6:** Low-income people, especially vulnerable populations, achieve their potential by strengthening family and other supportive systems.

To accomplish these goals, local Community Action Agencies undertake a number of ROMA implementation actions focused on results-oriented management and results-oriented accountability:

Results-Oriented Management

- Assess poverty needs and conditions within the community;
- Define a clear agency anti-poverty mission for community action and a strategy to address those needs, both immediate and longer term, in the context of existing resources and opportunities in the community;
- Identify specific improvements, or results, to be achieved among low-income people and the community; and,
- Organize and implement programs, services, and activities, including advocacy, within the agency and among partnering organizations, to achieve anticipated results.

Results-Oriented Accountability

- Develop and implement strategies to measure and record improvements in the condition of low-income people and in the communities in which they live resulting from Community Action intervention; and,
- Use information about outcomes, or results, with agency board and staff to determine the overall effectiveness, inform annual and long-range planning, support agency advocacy, funding, and community partnership activities.

The following pages show selected ROMA Outcomes of Community Action in Minnesota.

Family Results:

Low-income people become more self-sufficient.

Outcome	Measure/Indicator	2011 Achievement
Employment		
· <i>Individuals in the community obtain employment or higher paying jobs.</i>	· Individuals who were unemployed obtained a job.	3,221
	· Individuals who obtain an increase in employment income.	2,316
Employment Supports		
· <i>Barriers to initial or continuous employment faced by low-income individuals are reduced or eliminated.</i>	· Individuals who completed ABE/GED or post-secondary education programs and received a certificate or diploma.	1,444
	· Individuals who obtained skills and/or competencies required for employment.	8,584
	· Individuals who obtained access to reliable transportation and/or driver's license in order to acquire or maintain employment.	30,778
	· Individuals who obtained safe and affordable housing in support of family stability needed to gain or retain employment.	4,477
	· Individuals who obtained food assistance in support of family stability needed to gain or retain employment.	41,613
	· Families who obtained care for child or other dependent in order to acquire or maintain employment.	9,540
	· Households who obtained non-emergency energy assistance.	163,269
	· Households who obtained non-emergency weatherization assistance.	9,642
Economic Asset Enhancement and Utilization		
· <i>Households and individuals achieve an increase in non-employment financial assets, financial skills, and/or resource utilization skills.</i>	· Households in tax preparation programs who obtained a Federal or State tax credit.	18,768
	· Estimated amount of tax credits.	\$14,064,356
	· Individuals who demonstrated ability to complete a budget for over 90 days.	6,298
	· Households who demonstrated good or restored credit.	2,979
	· Individuals who increased their savings through an Individual Development Account (IDA) or other savings account.	1,024
	· Estimated amount of increased savings.	\$316,503
	· Individuals who capitalized a small business with accumulated savings.	109
	· Individuals who pursued post-secondary education with accumulated savings.	127
	· Individuals who purchased a home with accumulated savings.	176

Family Results:

Low-income people become more self-sufficient.

Outcome	Measure/Indicator	2011 Achievement
Independent Living		
· Number of vulnerable individuals receiving services from Community Action who maintain an independent living situation.	· Senior Citizens served by Community Action.	106,651
	· Individuals with disabilities served by Community Action.	70,313
Emergency Assistance		
· Individuals receive emergency assistance to resolve crisis and are able to become and remain stable within their communities.	· Individuals who received food or vouchers.	45,385
	· Individuals who received emergency payments to vendors, including fuel and energy bills.	111,918
	· Individuals who received rent or mortgage assistance.	7,166
	· Individuals who received temporary shelter.	1,583
	· Individuals who averted foreclosure and maintain their home.	2,731
	· Individuals who received clothing.	22,817
Child and Family Development		
· Children and youth from low-income families participate in developmental or enrichment programs and achieve program goals.	· Infants and children that obtained age appropriate immunizations, medical and dental care.	10,903
	· Infants and children whose health and physical development are improved as a result of adequate nutrition.	19,793
	· Children who participated in preschool activities to develop school readiness activities.	9,681
	· Parents and other adults who learned and exhibited improved parenting skills.	11,072
	· Parents and other adults who learned and exhibited improved family functioning skills.	8,617
Family Support		
· Low-income people who are unable to work, especially seniors, adults with disabilities, and caregivers, for whom barriers to family stability are reduced or eliminated.	· Obtained care for child or other dependent.	6,749
	· Obtained access to reliable transportation and / or driver's license.	159,169
	· Obtained safe and affordable housing.	3,138
	· Obtained food assistance.	31,156
	· Obtained non-emergency energy assistance.	131,514
	· Obtained non-emergency weatherization assistance.	6,031
Other Services Provided		
· The number of services provided to low-income individuals and/or families.	· Pounds of food.	3,538,150
	· Rides provided.	1,569,329

Community Results:

Conditions In Which Low-Income People's Lives Are Improved.

Outcome	Measure/Indicator	2011 Achievement
Community Improvement & Revitalization		
· <i>There is an increase in or safeguarding of threatened community opportunities and resources or services for low-income people as a result of Community Action projects and initiatives, or advocacy with other public and private agencies.</i>	· Safe and affordable housing units created in the community.	560
	· Safe and affordable housing units preserved or improved through construction, Weatherization or rehabilitation. *Includes loans, rehab work and/or advocacy.	11,872
	· Accessible and affordable health care services/facilities for limited low-income people created or maintained.	5,542
	· Accessible safe and affordable childcare or child development placement opportunities for low-income families created or maintained.	17,344
	· Accessible new or expanded transportation resources, or preserved transportation resources available to low-income families, including public or private transportation.	1,077,063
	· Accessible new or increased educational and training placement opportunities, or those are saved from reduction or elimination, that are available for low-income people in the community.	2,770
Information and Referral		
· <i>Access to community resources is improved.</i>	· Information, referral and outreach services provided to households requesting assistance.	1,645,446
Community Engagement through Maximum Feasible Participation		
· <i>The number of community members working with Community Action to improve conditions in the community.</i>	· Number of community members mobilized by Community Action who participate in community revitalization and anti-poverty initiatives.	27,961
	· Number of volunteer hours donated to the agency.	1,407,580

Agency Results:

Agencies Increase Their Capacity to Achieve Results.

Outcome	Measure/Indicator	2011 Achievement
Expanding Opportunities through Community-Wide Partnerships.		
· <i>Services and programs are efficient, well-integrated, non duplicative and meet the needs of low-income people in the community.</i>	· The number of organizations, both public and private, that Community Action actively worked with to expand resources and opportunities in order to achieve family and community outcomes.	8,947
Broadening Agency Resource Base		
· <i>Agency has increased funding to insure smooth program and agency operation in order to serve low-income individual and families more effectively.</i>	· Funding leveraged through the Community Services Block Grant and the Minnesota Community Action Grant by Community Action Agencies (<i>Tribal Governments not included</i>) .	\$311 million
Agency Capacity		
· <i>Agency programs are regularly evaluated and improved to maximize strengths and deliver sound services to the community.</i>	· Training hours that agency staff attended.	150,226
	· Training hours that agency Board of Directors attended.	4,842

CA Emerging Leaders Institute (ELI)

Believing that leadership development programs are integral to its long-term health, Minnesota's Community Action network initiated a Community Action Emergency Leadership Institute (ELI) in 2010, and sponsored a second cohort in 2012. Complex revenue and accountability systems, the serious nature of the social problems Community Action addresses, and the critical importance of local community contexts create unique management and leadership challenges for the network. To thrive, individuals must possess a blend of hard and soft-skills, analytics and self-awareness, policy sophistication and community awareness.

Led by Dr. Jodi Sandfort and Jackie Aman of the Humphrey Institute's Public and Nonprofit Leadership Center, individuals from 15 Community Action Agencies developed new tools and techniques for managing Community Action programs and teams in 2012.

Providing practical knowledge, the Emerging Leadership Institute introduced innovative ideas, relevant research, and hands-on solutions to program and organizational challenges. Participants convened for five two-day sessions throughout 2012 to build a cohort of leaders among the Community Action network, enhance leadership skills to sustain organizations in the future, and deepen competencies to strengthen program and opportunities for low-income individuals .

The 2012 and 2010 ELI cohorts have formed working groups to implement the skills and knowledge gained on behalf of Minnesota's statewide Community Action network.



2012 ELI graduates: Amy Baker, Mandy Braaten, Carol Boyer, Stephanie Conrad, Amy Dallman, Catherine Fair, Jill Fyre, Mary Heilman, Beth Holger-Ambrose, Clara Krause Castillejos, Michael Latsch, Brenda Maaninga, Ann Macgregor, Tiffany McKinnon, Alice Moren, Amanda Parteka, Dana Patsie, Leah Pauletti, Beth Peterson, Alona Posherstnik, Francine Rethwisch, Kristina Sahr, Dawn van Hees, Roberta Vilas, Amanda Wall, Mai Chong Xiong. Including Dr. Jodi Sandfort and Jackie Aman.



Community Action Programs

Employment

In Minnesota as in the nation, unemployment and underemployment have persisted and wages have stagnated as the economy works to recover from the Great Recession. Employment and poverty have a close association, as a 2009 Urban Institute literature review, *Transitioning In and Out of Poverty*, highlights:

- **Job losses or pay cuts most often trigger poverty spells.** Between 40 and 50 percent of those who become poor live in a household where the head of the household, spouse, or other family member lost his or her job (Bane and Ellwood 1986; McKernan and Ratcliffe 2005; Ruggles and Williams 1987).
- **Job gains and pay raises most often lift a household out of poverty.** Broadly, 50 to 70 percent of those leaving poverty have a family member get a job or have increased earnings (Bane and Ellwood 1986; Ruggles and Williams 1987). While there are some differences in the literature, a recent study finds that employment gains for any household member have roughly equal importance in facilitating poverty exit (McKernan and Ratcliffe 2005). Increases in educational attainment, such as completing a high school or postsecondary degree, also have a large association with poverty exits.

The American Recovery and Reinvestment Act (ARRA) of 2009 provided stimulus to the U.S. economy, preserved and created jobs, and assisted those most impacted by the recession (P.L. 111-5). In its measure of jobs created and retained, 2 Community Action funding streams – CSBG and Weatherization -- were among the top job creators for ARRA:

- For the July-September 2010 quarter, the CSBG Network ranked 8th in jobs created and retained, among more than 200 Recovery Act programs.
- The Weatherization Assistance Program (WAP) created or retained more than 13,000 jobs in the fourth quarter of 2011, ranking second out of approximately 200 federal programs funded by the American Recovery and Reinvestment Act of 2009 (Recovery Act).

Community Action assists with employment in numerous ways, from helping with educational and job skills attainment, to providing critical employment supports such as child care and transportation, to helping people find and keep jobs.

The following summarize key employment outcomes for Community Action in 2011:

Employment

- 3,221 individuals who were unemployed obtained a job.
- 2,316 individuals obtained an increase in employment income.

Employment Supports

- 9,540 families obtained care for child or other dependent in order to acquire or maintain employment.
- 30,778 individuals obtained access to reliable transportation and/or driver's license in order to acquire or maintain employment.
- 4,477 individuals obtained safe and affordable housing in support of family stability needed to gain or retain employment.

- 41,613 individuals obtained food assistance in support of family stability needed to gain or retain employment.
- 1,444 individuals completed ABE/GED or post-secondary education programs and received a certificate or diploma.



Emergency Medical Services Academy Trainees (CAPRW).

Culturally Specific Employment Services at Community Action Duluth

Community Action Duluth has a contract with St. Louis county to be an Employment Services provider for African American and Native American households on the Minnesota Family Investment Program (MFIP). The need for culturally specific MFIP employment services was identified during a 3 year process with St. Louis County and the other Employment Services Providers in Duluth. The county named this process “The Disparities Project”.

The employment disparity in the 2010 Census was startling. Duluth closely tracked the disparities other research has found in Minneapolis/St. Paul. The percentage of the population in Duluth age 16 and over who were employed was 59.5% for Whites, it was only 38.3% for African-Americans and 33.8% for American Indians. The county provided funding beginning in 2009 to hire an employment mentor to provide culturally specific mentoring and advocacy services to African American and Native American households on MFIP in order to improve the work participation rate outcomes. Community Action Duluth hired a full-time African American and a part-time Native American employment mentor.

The county used MFIP Innovation Funds to fund employment mentors at Community Action Duluth and at AEOA in Northern St. Louis County. CSBG funds were used to fund time for planning meetings with project partners, to work out referral details, monitor progress and plan for continuing to address disparities in St. Louis County. Partners included AEOA (Arrowhead Economic Opportunity Agency), the NE MN Office of Job Training, Duluth Workforce Development and St. Louis county.

The outcome used to measure success was the work participation rate for MFIP households of color. The county received quarterly reports that documented an improvement during the 3 years of the project. Success was attributed to Community Action Duluth and AEOA employment mentors who were themselves Native American and African American.

With positive outcomes, St. Louis County decided to award a contract to Community Action Duluth to provide culturally specific job counselor services in addition to the culturally specific employment mentor services. The employment mentor was promoted to the job counselor position and a full-time Native American employment mentor was hired. These staff work as a team to assist MFIP participants to become employed. In the first 6 months of the contract, 27 people have enrolled and 11 have been become employed.

Education

According to Spotlight on Poverty and Opportunity (www.spotlightonpoverty.org): “In today’s economy, graduating from high school college-ready and obtaining a postsecondary degree or credential can mean the difference between a lifetime of poverty and a secure economic future. However, in the United States, high school graduation and college-readiness rates are alarmingly low. Just over 69 percent of students—and only about 50 percent of African American, Hispanic and low-income students—graduate from high school on time, many without the skills needed for college or work. Of those students who enroll in college, only about half earn a diploma within six years. For low-income students, the college completion rate drops to 25 percent.”

Minnesota Community Action agencies actively worked within over 600 K-12 school district partnerships and 300 post-secondary education/training institutions in 2011.

Community Action Agencies support strategies to reduce high school dropout rates and adequately prepare high school students for college, while providing low-income college students the support they need to attain a degree or credential.

Community Action Educational Outcomes	
• Obtained skills/competencies required for employment.	8,584
• Completed ABE/GED and received certificate or diploma.	832
• Enrolled children in before or after school program.	365
• Children participated in pre-school activities to develop school readiness.	9,681
• Children participated in pre-school activities and are developmentally ready to enter Kindergarten or 1st grade.	5,211
• Youth improved social/emotional development.	1,438
• Youth increased academic, athletic or social skills for school success.	789
• Accessible before- and after-school program placement opportunities for low-income families created, or saved from reduction or elimination.	5,008
• Accessible or increased educational and training placement opportunities, or those that are saved from reduction or elimination, that are available for low-income people in the community including vocational, literacy, and life skill training, ABE/GED, and post-secondary education.	2,770

Computers for Our Community at ICCC

Inter County Community Council (ICCC) operates several youth training programs. The Northwest Private Industry Council contracts with Inter County Community Council for the “Computers for Our Community” project, which brings low income households a free computer, provides one-on-one computer training, and offers the ability to purchase a reduced-cost monthly internet rate. The goal of the project is to help rural communities compete and thrive in the broadband economy.

ICCC has hired a youth crew leader to facilitate and teach a work crew consisting of at-risk and income eligible youth workers. ICCC has embedded computer training skills into its Workforce Investment Act and Minnesota Youth Program programs. The students (ages 14-21) clean and organize the donated computers, testing parts and clear out the machines. They then load software (e.g. Adobe, Google Chrome) onto the computers. ICCC advertises the program, recruits households, takes applications, verifies income and completes reports and paperwork to document progress. The refurbished computers are then given to eligible low income families. The students meet with the “customers” and demonstrate the computer programs. Low-income households that live in 9 communities in the Northwest corner of Minnesota then have high speed broadband access as a result this innovative project.



Youth gain computer repair skills (ICCC)

This project is a grassroots effort to combine resources from private foundation funding and private businesses while collaborating with at risk youth and the Community Action Agency. The partnership includes Inter- County Community Council staff, the Blandin Foundation, the City of Thief River Falls, three internet providers, the Northwest Private Industry Council and the Northwest Regional Development Commission.

In eight months, ICCC has distributed 66 computers to qualifying low income families. ICCC continues to take applications and distribute additional computers into the communities. ICCC evaluates the effectiveness of the program by a follow-up survey. One positive response included: “Now that I have a computer and internet in my home I plan to enhance my job skills, search for a job, help my children with school work, and communicate with family and friends more frequently.”

* * *

Community College IDA at CAPRW

Community Action Partnership of Ramsey & Washington Counties (CAPRW) joined a conversation with West Central Minnesota Communities Action (WCMCA) and Fox Lawson & Associates regarding using Family Assets for Independence in Minnesota (FAIM) matched savings accounts at Inver Hills Community College. With the loss of state FAIM funding in 2011, the FAIM network has been looking for creative ways to help low-income wage earners save. They knew that low-income students were having an increasingly hard time paying for college, even in a two-year degree program.

CAPRW has partnered with Inver Hills Community College, Inver Hills alumni, the Greater Twin Cities United Way and WCMCA in a unique twist on the traditional matched savings program, FAIM. Alumni of the college created a pool of donations for matched savings. Students save \$40/month for up to two years which gets a maximum of \$960 saved. That savings is then matched by Federal funds coming through WCMCA and also from a pool of funds from Inver Hills Community College alumni. The student then has a total pool of \$3,840 to pay to Inver Hills Community College for their education. CSBG funds and United Way funds are used to pay for the program coordinator who also teaches the students financial literacy and career development. Each student must pass these courses as well as meet once a month with the coordinator.

These students have the same problems and issues faced by FAIM participants, but they are more vulnerable as they are a younger population. Teaching them about social service support and programs as well as about credit reports, budgeting and career development is important. The program started in August 2012 with 75 enrollees. Outcome indicators will include completion of the financial and career development classes, spending out of the funds, credit scores, savings rates and graduation/certification.

Income Management

Recent economic events, including the Great Recession, credit crisis, housing market decline and rising food, gas and energy prices, have eroded the economic stability of many working households. Households without savings or financial assets lack a safety net and often find their basic self-sufficiency threatened during difficult financial times.

Helping people secure and manage income, build savings and assets, and protect earnings are key Community Action activities that promote the immediate and long-term economic security of low-income individuals and families. Community Action reaches thousands of families every year, connecting them with opportunities to develop positive financial management skills and habits and to build income and assets that help move them out of poverty.

Family Assets for Independence in Minnesota (FAIM)

Research from the Individual Development Account (IDA) field suggests that people with very limited incomes can and do save money and accumulate assets when given incentives, financial education and institutional supports. IDAs are matched savings accounts that help low-income families to save, build assets, and enter the financial mainstream. In 1999, a statewide IDA program called Family Assets for Independence in Minnesota (FAIM) was launched. Savings of participants are matched at a rate of three to one: For every \$1 of earned income saved (up to \$480 per year), \$3 is matched towards purchase of an asset. Eligible assets include home purchase, capitalization of a small business, and post-secondary education.

Key FAIM Outcomes:

Between 2000 and 2011, FAIM participants saved over \$2.5 million and acquired nearly 1,700 long-term financial assets (25% homes, 34% small business, and 41% post-secondary education). Over 3,000 FAIM accountholders completed 12 hours of personal finance education, plus additional asset-specific training and ongoing financial coaching.

FAIM's Return on Investment:

FAIM delivers a strong return on investment for the public and private dollars that have supported it. When participants reach their asset goals, Minnesotans benefit from stable housing for low-income families, increased property taxes generated through homeownership, newly created jobs, local small business purchases, increased professional skills and a better educated workforce. What follows are key returns on investment by asset area from follow-up studies conducted in 2012:

FAIM Post-Secondary Education

- 40% of respondents indicated that their employment had improved since completing their education; 57% indicated their incomes had increased by a combined \$440,000+ per year.
- The percentage of FAIM post-secondary education accountholders not using any type of public assistance increased from 13% (at enrollment) to 64% (time of survey).
- 24% of FAIM post-secondary accountholders had no debt at follow-up.

In 2011, Community Action's income management work resulted in:

- 18,768 participants accessed free tax preparation and qualified for federal and state tax credits totaling over \$14 million.
- 6,298 people demonstrated an ability to complete and maintain a budget for over 90 days.
- 734 people opened an IDA or other savings account.
- 1,024 people increased their savings through IDA or other savings account totaling \$316,503.

FAIM Home Ownership

- 97% still owned their own home. The two who no longer did, sold them. No FAIM homeowners responding to the survey had foreclosed in a time when many Minnesotans had.
- 89% had not used risky financial products or services in the previous 6 months. Of those who had, they used only one product.
- 39% had no debt other than their mortgage.

FAIM Small Business

- 89% of surveyed FAIM-sponsored businesses were still in operation more than two years after opening compared to a national average of 44%.
- 65% of businesses achieved an increase in their sales and income after applying their FAIM matched savings to improve their businesses.
- Of the 130 small business accountholders responding, the total estimated revenue was \$4.64 million per year.

FAIM is Minnesota's only statewide IDA program and is delivered by a statewide 21-site collaborative of Community Action Agencies, Emerge Community Development, Leech Lake Tribal Government and Bremer Bank. West Central Minnesota Communities Action, Inc. is the fiscal agent for the initiative. For more information about Minnesota's statewide IDA program, visit www.minnesotafaim.org.

Free Tax Preparation at Lakes and Prairies

Expanding the capacity of the Lakes and Prairies Community Action Partnership Tax Site program to assist low income individuals, families and seniors in rural communities is a growing success story. Having grown from a single tax site location with limited access to rural communities in our service area, we now serve households in two counties and assist tax filers as far as 60 miles away at four locations. This service now provides tax preparation assistance to over 750 low to moderate income households annually, with refunds over \$1.6 million being returned to local communities. In addition, seniors who may not have to file federal tax forms receive assistance at rural senior centers and other locations with the Minnesota Property Tax Refund form.

This widened outreach creates new opportunities to achieve self-sufficiency and move individuals and families in a direction that supports self-sufficiency and asset development. Through tax site outreach, households have become more aware of how to access other programs and services offered by Lakes & Prairies. Some families who were unbanked now have a low-fee debit card that brings them into mainstream banking and allows them to get payroll checks and tax refunds electronically. They can pay bills without having to purchase money orders. The tax site has helped customers become aware of other federal and state benefit programs they may not otherwise have been aware of and offers application assistance if needed. This expansion of tax site services provides more opportunity for individuals and families to leverage income,

Financial Education is Key

Poverty, race, discrimination, and insufficient financial knowledge and skills combine to steer many low-income households away from mainstream financial services – i.e. savings and checking accounts, conventional mortgages and consumer loans at prime interest rates – and towards a “fringe” financial services market consisting of check cashers, payday lenders, rent-to-own shops and pawnshops. These institutions drain resources away from economically insecure families that could have been used to acquire assets and build for the future. The fringe financial services system functions to perpetuate poverty.



Approximately 25% of low-income families have no relationship with mainstream financial institutions. The same is true of one-third of African American households and 29% of Hispanic households. The reasons include lack of mainstream financial services outlets in communities, distrust or unfamiliarity with such institutions, restrictive account requirements, inconvenient hours of operation, and the high cost of fees and bounced checks.

These services prey on low-income people’s lack of access to mainstream financial services. Financial under-education contributes to an environment in which consumers are vulnerable to unscrupulous financial services and lenders who overcharge and hide costs. Too often people living in poverty suffer from a general lack of knowledge in the area of financial education. This fact, true across all spheres of society, combined with vicious marketing strategies that target low- and moderate-income neighborhoods make low-income people and the communities in which they live especially vulnerable. The complexity of the financial service industry and accessibility of various consumer credit and investment opportunities increases the need for strong financial education for low-income consumers.

Duluth Financial Opportunity Center

The Community Action Duluth Financial Opportunity Center was created in 2011 as a way for the agency to transform work across programs and achieve better outcomes for clients. The innovative “Financial Opportunity Framework” coordinates benefit enrollment, employment and asset building services to participants across programs. The employment and asset teams have been combined, removing silos, using a shared database and holding twice a month coordination meetings across divisions. A “coaching model” is now employed in addition to providing financial and employment “counseling.”

Agency-wide orientations are held twice a month (one in the afternoon and one in the evening). People who want to receive services attend orientation and find out about programs and have an opportunity to set up an individual meeting with a staff person. They choose the programs and services that best meet their needs. A screening tool is used to identify motivated and employment-ready participants for financial and employment coaching. Workers in the Green Jobs initiatives are intentionally getting additional services from the Financial Opportunity Center. Workshops are conducted monthly on Career/Employment, College, and Financial topics. Child care and food are provided and meetings, workshops, and classes are held in the evenings.

Housing

An increasing number of people are facing the threat of losing housing, are precariously housed, or are experiencing homelessness. The increase in need for stable housing is the result of a convergence of factors: the loss of affordable housing and foreclosures, wages and public assistance that have not kept pace with the cost of living, rising housing and energy costs, and job loss and underemployment. Community Action Agencies (CAAs) play a pivotal role in both the provision of homeless and housing services and the coordination of planning efforts to address and prevent homelessness.

Programs administered by CAA's include:

- Foreclosure Mitigation, Prevention, and Counseling
- Family Homeless Prevention and Assistance Program
- Emergency Shelter and Motel/Hotel Voucher Programs
- Transitional and Rapid Re-Housing
- Long-term Homeless Supportive Services & Permanent Supportive Housing
- Affordable Housing Development

Community Action Agencies in Minnesota play an integral role in the provision of shelter, transitional housing, and supportive services to homeless families and individuals. According to annual outcome reporting, 19 Community Action Agencies provided 1,152 individuals with temporary shelter and placed another 854 households in transitional housing.

CAA's are an integral part of the 10 regional Continuum of Care (CoC) Committees whose mission it is to develop plans to address the full spectrum of homelessness. The CoC process brings together housing and service providers, homeless people, private sector interests, government officials and others for regional coordination and planning. These efforts have increased access to federal and other resources to assist homeless persons and have led to more efficient use of existing resources and increased collaboration among existing service providers.

Homelessness

Economic downturns have historically led to an increase in the number of people experiencing homelessness. In the last three decades, however, the number of people experiencing homelessness has remained high even in good economic times. The recent economic recession and resulting unemployment have exacerbated the number of people experiencing homelessness.

Every three years, Wilder Research Center conducts a one-day study of the number of people experiencing homelessness throughout Minnesota. It is the largest, most comprehensive study of its kind in the nation that includes individuals found in sheltered as well as non-shelter locations. Wilder conducted its latest study on October 25, 2012 and the data is not yet available. The most recent data available is from the 2009 survey, just one year into the recession. During that survey, 9,654 homeless adults, youth and children in both sheltered and unsheltered settings – a 25% increase over the 2006 study.

According to the Department of Human Services (DHS) Semiannual Sheltered Survey from 2011, on any given night approximately 7,500 people receive shelter from a variety of homeless service providers across the state. Over forty percent of persons sheltered are children and their families (41%). The remaining of those sheltered are adult men (29%) and adult women (26%). Due to inadequate resources, sheltering programs continue to turn away thousands of individuals seeking shelter on a given night, though the exact number is difficult to obtain due to limited shelter recordkeeping. Both the Wilder and DHS surveys are snapshots. The total number of persons who experience homelessness throughout the course of an entire year is certain to be a much higher number.

Homeless Youth

Surveys show a growing percentage of homeless youth in Minnesota. Some Community Action Agencies specifically target this population:

- Arrowhead Economic Opportunity Agency (AEOA) is a champion for homeless youth on the Iron Range. AEOA continues to be the only agency providing supportive services and housing to unaccompanied homeless youth in Virginia and Grand Rapids. They provide a variety of services including an Independent Living Skills Program for youth aging out of foster care, a scattered site transitional housing program and an on-site permanent supportive housing program.
- Lakes and Pines Community Action Agency has recently developed the Youth Host Home Program. This program is modeled after the Avenues GLBT Host Home Program in Minneapolis. The program connects at-risk youth with caring adults in the community willing to share their home. The host families are screened and trained. They provide youth with a safe place to live, basic needs and food. The youth get to pick their host family and work with Lakes & Pines staff while living in the host home.
- The Support Systems for Rural Homeless Youth (SSRHY) is a collaboration program between the OEO, Leech Lake Housing Authority, Bois Forte Human Services and Lutheran Social Service of Brainerd. It created the first services for homeless youth on tribal lands through a Transitional Living Program model providing up to 18 months of housing (through scattered site apartments or host homes), case management, life skills training, positive youth development activities and activities that reconnect youth with their culture. The program was designed by a committee of youth, OEO staff, local youth providers and staff from LSS and currently serves between 40-50 homeless youth per year.

The Homeless Prevention and Rapid Re-Housing Program (HPRP) played a key role in Arrowhead Economic Opportunity Agency's (AEOA) ability to provide client assistance to prevent eviction, pay back utility bills, and cover first month's rent and deposits for households who are homeless or facing homelessness. AEOA chose to design a youth-focused HPRP element and to combine this program under its current Youth Counselor.

St. Louis County administered the program and worked with AEOA to ensure the program was a success. AEOA received referrals from local service providers that assist households in need, such as Range Transitional Housing, Range Mental Health Center, the Salvation Army and county financial workers.

The AEOA HPRP youth-focus helped prevent homelessness and re-house 39 youth households. In 2011 one youth called for help. She was looking for a safe place to stay for night. She was fleeing an abusive situation. The Youth Counselor connected the woman with Bill's House, the homeless shelter in Virginia, MN. They unfortunately were full for the night. The youth could stay with a friend for a few nights but was not sure how long. She and the counselor agreed to meet again in a few days. The youth called the counselor a few days later to say that she found an apartment that she could rent away from her abusive boyfriend. She said however, she needed some help financially as she had just started her job. AEOA was able to help her with HPRP funds to pay her security deposit, first month's rent and a portion of her rent for the next four months. The Youth Counselor met with her on a monthly basis working on a budget and independent living skill goals.

Because she was able to receive this financial assistance through AEOA, she was able to secure a safe, stable and affordable apartment. She was also able to pay off a student loan so that she could re-enroll at Mesabi Community College and finish her education. Because AEOA was paying a portion of her rent, she continued to pay her portion to the landlord and she began to build a rental credit. She was able to apply and take her driver's test. She continues to live in her apartment. She has a three month rental credit. She says that she is planning on continuing to pay her rent and save her credit just in case something happens and she can't make rent for the month. She has her driver's license has purchased a car. With the little bit of assistance from AEOA, she has gotten out of an abusive situation.

Weatherization

The U.S. Department of Energy (DOE) Weatherization Assistance Program (WAP) reduces energy costs for low-income households by increasing the energy efficiency of their homes, while ensuring their health and safety. Nationally, the program provides energy-efficiency services to more than 100,000 homes every year, greatly reducing average annual energy costs for eligible low-income families. The program prioritizes services to the elderly, people with disabilities, and families with children. These low-income households are often on fixed incomes or rely on income assistance programs and are most vulnerable to volatile changes in energy markets. “High energy users” or households with a high energy burden also receive priority.

DOE works in partnerships with state and local organizations to implement the program. DOE awards grants to state agencies, which then contract with local agencies. Weatherization programs operate in all 50 states, the District of Columbia, U.S. territories, and among Native American tribes. Approximately 900 local agencies deliver Weatherization services to eligible residents in every county in the nation. Since the inception of the Program in 1976, over 7 million households have received Weatherization services.

The Minnesota Department of Commerce, carries out the Weatherization Assistance Program in Minnesota. In addition to DOE funding, local service providers leverage energy conservation resources with funding from local utilities and from the Low Income Home Energy Assistance Program (LIHEAP) funded by the U.S. Department of Health and Human Services.

A 2010 study conducted by the University of Minnesota Extension found that a weatherization dollar spent in Minnesota creates \$1.09 in economic activity as the money circulates through local economies. According to the study, this heightened impact is attributable to the availability of manufactures and suppliers of weatherization products in Minnesota and to the vast statewide network of weatherization agencies throughout the state.

Federal American Recovery and Reinvestment Act (ARRA) funding through the U.S. Department of Energy (DOE) provided a dramatic expansion of WAP. Minnesota service providers exceeded their goal of 17,000 homes by weatherizing nearly 20,000 homes over the thirty-month grant period. The program served over 56,000 total occupants.

During a typical year, between 3,000 and 4,000 households are served by the Minnesota Weatherization Assistance Program.



AEOA Weatherization staff caulking a residential door.

Emergency Services

Addressing long-term economic self-sufficiency is core to Community Action's work and providing emergency services is fundamental for people to be able to take the next steps forward toward self-sufficiency.

The Minnesota Community Action network administered a range of emergency services that helped individuals obtain and maintain self-sufficiency:

- 45,385 individuals received food or vouchers.
- 111,918 individuals received emergency payments to vendors, including fuel and energy bills.
- 7,166 individuals received rent or mortgage assistance.
- 1,583 individuals received temporary shelter.
- 2,731 individuals averted foreclosure and maintain their home.
- 5,246 individuals received assistance for transportation including bus passes, car repair assistance, gas vouchers.
- 22,817 individuals received clothing.
- 1,068 individuals received disaster relief

Energy Assistance

The Energy Assistance Program (EAP) assists low-income households to maintain affordable, continuous, and safe home energy. EAP in Minnesota is funded through the Low-Income Home Energy Assistance Program (LIHEAP), by the U.S. Department of Health and Human Services, administered at the Minnesota Department of Commerce. Households with the lowest incomes and highest energy costs receive the greatest benefits. In 2012, 163,254 households were helped by EAP. Of those helped, 36,976 were in need of crisis assistance. This constituted \$14,887,188 in crisis assistance payments. To date, EAP has been provided \$106 million for 2013 and EAP is expecting to help over 160,000 households.

Blue Cross / Blue Shield of Minnesota Foundation Emergency Services Program at TCC

Tri-County Community Action (TCC) was one of eight Community Action Agencies receiving funding for the Blue Cross/Blue Shield of Minnesota Foundation Emergency Services Program. TCC had previously received funding through CSBG/ARRA and the Bremer Foundation for emergency services. The Blue Cross/Blue Shield funds have helped to meet a community need which has persisted since the economic downturn.

TCC funds were used to leverage TCC's revolving loan funds which assist clients to meet transportation needs (e.g. down payments, repairs and initial insurance payments) through a combination of loans and grants. TCC provides clients with gas cards to help with job search and access to emergency medical appointments. Housing needs are met through a partnership with Lutheran Social Services, providing small grants for rent assistance and utility payments.

TCC's Blue Cross/Blue Shield grant was designed to serve up to 374 people from May through October of 2012. The program was targeted to serve the lowest income people in Todd County, one of the ten poorest counties in Minnesota, and has an increasing Hispanic population. Services are also provided in Morrison and Crow Wing counties covering all of TCC's service area.

A family in Todd County at risk of being evicted from their home provided an example of how the emergency service program works. This family needed to get enough money together as a down payment to get a loan approved to remain in their home. Adding stress to their household situation, the family needed to travel out of the area to get to a dentist that would accept medical assistance (MA). The family was behind on car insurance and could not afford gas to get the children to the dentist. With help from the Blue Cross/Blue Shield grant, the family was able to bring their car insurance up to date and use a gas card to get their children to the dentist as well as other medical appointments for the family. Through their hard work, good neighbors and TCC's assistance, they were also able to keep their home and maintain stability in their children's lives.

Transportation

Minnesota's statewide Community Action network offers an array of transportation services including financial education and incentives to low-income participants saving for a car, providing cars through car loan programs, and providing public transit services.

Transportation Services Provided by Community Action in 2011	
• Transportation System provided by the Community Action agency.	1,489,791 rides
• Transportation Assistance including bus passes, tokens, volunteer rides.	184,520 rides
• Vehicle Program where vehicles are provided or repaired.	814 households assisted

Expansion of Three Rivers Community Action, Inc.'s Hiawathaland Public Transit

Throughout the Three Rivers Community Action, Inc. service area there are people with transportation needs outside of the times/days/territory in which public transportation was available. When public transit was unavailable, many would rely on volunteers to take them to various medical appointments, grocery shopping, etc. However, many of the agencies providing these services had limitations on their volunteer transportation programs. Three Rivers Community Action, Inc. met with local agencies such as faith based groups, senior centers, social workers, and local government agencies to implement a Hiawathaland Auxiliary Regional Transportation Program. This program is coordinated out of the same office as the existing public transit program. The main goal was to set up a single place where everyone in the region could gain access to transportation. As of July 1, 2012, this vision has become a reality, helping to create better transit opportunities for people in the region.

Nutrition

SNAP Outreach

Minnesota has a broad outreach initiative to increase participation in the Supplemental Nutrition Assistance Program (SNAP, formerly known as food stamps). Outreach efforts inform communities about the value of SNAP and help people apply for benefits. Activities are tailored to address unique community needs, but generally include SNAP promotion, eligibility screening and application assistance.

In federal FY2013, 23 Community Action Agencies will receive funding through the US Department of Agriculture's Food and Nutrition Service (FNS) for SNAP Outreach activities. The Office of Economic Opportunity provides fiscal and administrative oversight, and ongoing technical assistance and training to support the state Outreach plan. For every non-federal dollar spent on allowable SNAP Outreach activities, USDA FNS reimburses half these outreach costs. In 2013, SNAP Outreach CAAs are receiving over \$800,000 in FNS funds, yielding \$1.6 million in total CAA program dollars reaching 75 of Minnesota's 87 counties.

The combined efforts of state, county, and community-based organizations, including CAAs, have contributed to increases in SNAP participation rates and made it easier for Minnesotans to apply for SNAP benefits. According to poverty data from the American Community Survey and the number of people receiving food support, Minnesota's SNAP participation rate in 2007 was 43%. By the end of FFY2012, the statewide participation rate had increased to 65%. The Minnesota Department of Human Services received the High Performance Bonus for Most Improved Program Access Index from the US Department of Agriculture in 2012.

CAAs Conducting SNAP Outreach Activities FFY2013:

- Anoka County Community Action Program
- Arrowhead Economic Opportunity Agency
- Bi-County Community Action Program
- Community Action Duluth
- Community Action of Minneapolis
- Community Action Partnership of Ramsey and Washington Counties
- Community Action Partnership of Scott, Carver, and Dakota Counties
- Community Action Partnership of Suburban Hennepin
- Heartland Community Action Program
- Inter-County Community Action Program
- Lakes and Pines Community Action Council
- Lakes and Prairies Community Action Partnership
- Mahube-Otwa Community Action Partnership
- Minnesota Valley Action Council
- Northwest Community Action
- Olmsted Community Action Program
- Prairie Five Community Action
- Semcac
- Tri-County Action Program (Tri-CAP)
- Tri-County Community Action (TCC)
- Tri-Valley Opportunity Council
- West Central Minnesota Communities Action
- Western Community Action

Program Impact: In FFY2012, CAAs promoted SNAP and achieved the following outcomes:

- Conducted 1,698 community presentations to promote the benefits of SNAP,
- Screened 54,229 people for SNAP eligibility, and
- Completed 5,471 Combined Application Forms to help clients apply for SNAP.

Outreach in southwest Minnesota

SNAP Outreach staff from Western Community Action worked with a man who had secured housing after several years living in his car. Suffering from serious mental illness, his only income was social security disability. He had a severe distrust in governmental systems and had many misconceptions about SNAP. Over time, he developed a positive, trusting relationship with his case manager at Western Community Action. With her guidance and encouragement, he agreed to apply for SNAP and now receives monthly benefits. Western staff has continued to assist the man with SNAP recertification, helping to relieve and manage program paperwork.

Supplemental Nutrition Assistance Program Education (SNAP-Ed)

The Minnesota Department of Human Services Office of Economic Opportunity contracts with the University of Minnesota Extension and Minnesota Chippewa Tribe (MCT) to deliver SNAP-Ed in Minnesota. During 2012, the University of Minnesota Extension and Minnesota Chippewa Tribe SNAP-Ed programs had an overall goal to engage participants in choosing healthy, safe foods and active lifestyles by using the information and skills gained as a result of SNAP-Ed programming. Programming focused on increasing fruit, vegetable, whole grain, and low-fat/no-fat calcium rich food intake, making wise food shopping and preparation choices, and being physically active each day. SNAP-Ed programming takes place where SNAP participants and SNAP-eligible persons congregate, including schools, county human service offices, Community Action Agencies, senior dining sites, food shelves, public housing, and treatment programs.

In 2012, the University of Minnesota Extension offered SNAP-Ed programming in 84 of 87 counties directly serving approximately 65,000 persons (unduplicated) with 275,000 contacts, while approximately 810,000 persons were reached through indirect education. In the same year, the Minnesota Chippewa Tribe offered SNAP-Ed programming on the six MCT reservations (Bois Forte, Fond du Lac, Grand Portage, Leech Lake, Mille Lacs, and White Earth) directly serving approximately 6,778 persons (unduplicated). Approximately 37,000 persons were reached through indirect education.

University of Minnesota Extension program evaluation outcomes pointed to positive results in healthy eating and physical activity behaviors among participants in direct education. Self-report by participants 8 years of age and older in direct education courses, using end-of-course surveys, indicated that 50% or more engaged in preferred behaviors by the final course session, with the exception of whole grain intake among teens (49%). In addition, a retrospective pre/post instrument was used to measure fruit and vegetable intake. Responses indicated greater than 1/3 cup increased intake, on average, of both fruits and vegetables over the span of a course for all age groups.

Home Visits for Senior SNAP at CAPRW

Community Action Partnership of Ramsey & Washington Counties' (CAPRW) Supplemental Nutrition Assistance Program (SNAP) is funded by United Way and the Minnesota Department of Human Services with oversight provided by the CSBG-funded director of community engagement. One outreach tactic was a large scale mailing about food assistance to participants of the Low Income Home and Energy Assistance Program (LIHEAP). A significant portion of the responders were seniors living in suburban Ramsey and Washington counties, and many did not realize they qualified for the food program until they received the mailing.

Because these seniors were unfamiliar with assistance systems, were sometimes uncomfortable coming into urban St. Paul and had limited transportation, CAPRW initiated a home visiting program to facilitate enrollment in SNAP. In a personal one-on-one setting in the seniors' homes, CAPRW staff walked them through the enrollment process and also provided assistance in accessing other resources where appropriate.

Senior high-rises are another venue of focus. While many of the existing tenants were already on SNAP, often new tenants were people whose retirement funds suffered with the downturn in the economy and were unfamiliar with SNAP as an aid to budget management. One senior woman living in a high-rise organized enrollment sessions in her apartment. She made her kitchen table available to CAPRW's SNAP representative, had people line up outside her apartment so that each applicant had privacy during their session.

In all, CAPRW has received 400 responses between May and August of this year, mailed 251 SNAP application packets, and assisted with 114 SNAP applications of which 63 were senior home visits.

The Emergency Food Assistance Program (TEFAP)

The Minnesota Department of Human Services, Office of Economic Opportunity contracts with Hunger Solutions Minnesota to allocate United States Department of Agriculture (USDA) commodity food to food shelves, on-site meal programs and shelters throughout the 87 counties in Minnesota based on population and poverty data. Hunger Solutions Minnesota works with the six regional Second Harvest Food Banks, each of which serves a geographical area of the state. This program design ensures an equitable distribution of USDA commodity food to all 87 counties. USDA awarded Minnesota approximately \$1 million in federal TEFAP funding in 2011. State funds of \$122,341 supplement the federal award and provide the required match. TEFAP funds are used to cover the cost associated with the distribution of USDA food commodities, including warehousing, transportation, product tracking, and allocation. For the federal fiscal year of 2011, the Minnesota TEFAP program received approximately 12.1 million pounds of USDA commodity food valued at over \$10 million.

Program Impact:

- Foods available through the TEFAP program have changed significantly since the days of cheese and butter. Today, a wide variety of foods are available, including culturally specific items as well as manageable packaging sizes appropriate for individual households.
- In 2011, Minnesota food banks distributed over 70 million pounds of food to food shelves and other emergency feeding programs.
- Six regional Feeding America Food Banks distribute USDA commodity foods to over 300 food shelves, on-site meal programs and shelters throughout the state.
- An individual receives about 50 pounds of food per food shelf visit, which is approximately a one week supply of food.

Minnesota Food Shelf Program (MFSP)

The State of Minnesota appropriated \$2,636,000 million for the 2012-2013 biennium for the Minnesota Food Shelf Program. Funds will be used by almost 300 Minnesota food shelves to assist in meeting the increased need to purchase nutritious food and for the operating and administrative costs.

Program Impact:

- Food shelf use is at record highs across the state: 60 percent higher than in 2000.
- Recent data shows that 38 percent of households using food shelves report that paid employment is the family's major source of income. High housing costs, prescription drug costs and low wages are cited by these populations as reasons for increased reliance on emergency food sources.
- In 2011, over 50 percent of those served at food shelves were senior citizens and children under the age of 18.
- There were over 3.2 million visits to Minnesota food shelves in 2011.

Minnesota food shelves are the first line of defense against hunger and provide instant emergency services to residents of Minnesota. Food assistance programs have been very successful in the past and have a strong foundation with a combination of government, community based services, religious organizations and many volunteers that work together to feed the hungry. Based on current trends, food shelf usage and need for services is continuing to increase. Many Minnesota food shelves are struggling to meet the rapid rate of demand in their services areas.

Linkages

The term “linkages” refers to the activities that bring together (through mobilization and coordination) community members, or groups and often government and commercial organizations that serve many communities. Linking a variety of local services, programs, and concerned citizens is a way to combat community-wide causes and conditions of poverty. In 2011, Minnesota Community Action Agencies categorized 30.6% of their CSBG expenditures, \$2.3 million as linkages expenditures.

Linkages also can be observable connections, such as medical transportation, integrated databases of community resources, communications systems, or support and facilities for new community-based initiatives.

2011 Community Action Linkages Outcomes

- 560 safe and affordable housing units created in the community.
- 11,872 safe and affordable housing units preserved or improved through construction, Weatherization or rehabilitation. *Includes loans, rehab work and/or advocacy.
- 5,542 accessible and affordable health care services/facilities created or maintained.
- 17,344 accessible safe and affordable childcare or child development placement opportunities for low-income families created or maintained.
- 1,077,063 accessible new or expanded transportation resources, or preserved transportation resources available to low-income families, including public or private transportation.
- 1,645,446 information, referral and outreach services provided to households requesting assistance.
- 27,961 community members mobilized by Community Action who participate in community revitalization and anti-poverty initiatives.
- 8,947 partnerships with organizations, both public and private, that Community Action actively works with to expand resources and opportunities in order to achieve family and community outcomes.

SMOC Community Connectors Program

Southwestern Minnesota Opportunity Council, Inc. (SMOC) began its Community Connectors Program to provide bilingual community outreach staff for immigrant populations. New immigrants arriving in the area lack the language skills and other resources necessary to access public and private services needed to assimilate into the community.

In 2011, the Community Connectors made nearly 2,000 contacts between immigrants and a wide range of services. Area services and immigrants rely on the Connectors for this service. Service providers, including law enforcement, medical, and social service providers, report that systemic changes within their organizations have occurred in an effort to replicate the Connectors assistance model. These changes include hiring on-staff interpreters/translators and participating in an enhanced referral network within the community. As a result of the Connectors, immigrants are more connected to the community, have their basic needs more easily met, and become more self-sufficient and contributing members of the community. CSBG funds support time for SMOC to plan and participate in collaborative meetings leading to the creation and ongoing existence of the Connector program. SMOC employs the Connectors, and is the fiscal agent for the Family Service Collaborative that provides much of the funding for the program.

Self-Sufficiency

All activities of Community Action support the goal of increasing economic security for low-wage workers, retirees, and their families. CAAs partner with many organizations that also aim to help families and individuals become more self-sufficient. CAAs have created formal family development and self-sufficiency programs that can offer participants a continuum of services to assist them in gaining or increasing economic security.

Self-sufficiency programs provide trained staff to help families analyze their economic, social, medical, and educational goals. After the family develops a formal plan, CAA staff identify and coordinate supportive services to help the family members attain their goals over an extended period of engagement.

Head Start

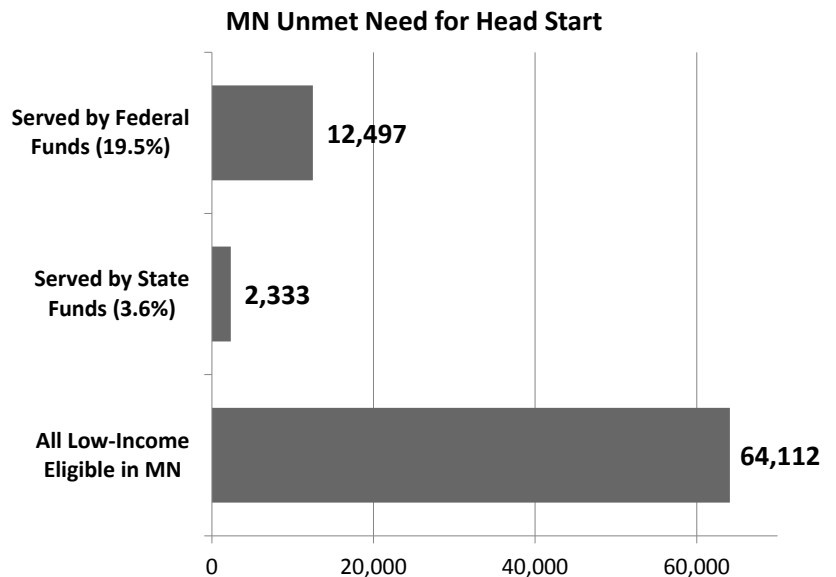
Thirty-six (36) Head Start programs, operated primarily by Community Action Agencies, serve all counties in Minnesota. Head Start programs are locally controlled and receive grant funds directly from their funding sources. Minnesota Head Start programs contribute \$122 million in federal and state funds directly to local communities. Head Start creates direct savings for local taxpayers in terms of a high rate of return on investments in at-risk children and families.

Minnesota Head Start programs received state and federal funding to serve 14,830 children in FY 2012/2013. Based on 2011 Census estimates, this means 23% of income-eligible children under 5 are able to access Head Start services due to funding limitations.

As of September 2012 with classrooms fully enrolled, there were 4,970 income eligible children (ages 0-5) on the waiting lists for Head Start and Early Head Start services.

Of families served by Head Start in 2012:

- 49% of enrolled children were racially diverse.
- 31% spoke a primary language at home other than English.
- 13% had a diagnosed disability (2114).
- 9% of families were homeless (1,385).



Ensuring Compliance and Accountability to High Quality Standards

All Head Start programs provide family-centered services grounded in comprehensive, research-based standards known as the federal Head Start Performance Standards. These standards ensure the goals of Head Start are implemented and monitored successfully.



Family served by Head Start.

Head Start Makes Direct Investments in Local Communities

In many Minnesota communities, Head Start is considered a major employer, on average hiring 1 staff for every 5 children served. Salaries and benefits constitute about 75% of programs’ total budgets. Programs also expend on average 25% of their total budgets on local services. Leasing facilities or paying rent on commercial property is another contribution Head Start makes to the local economy. In the 2011-12 school year, Head Start contributions to local economies included:

- Job Creation - 3,490 staff and 352 contractors
13,415 parent volunteers
- Local Expenditures – Estimated \$30.5 million spent locally on food, gas, supplies, services
- Physical Capital Assets - Maintaining and operated 782 classrooms in Minnesota

Head Start Services Yield Direct Savings to Taxpayers:

The preliminary results of a randomly selected longitudinal study of more than 600 Head Start graduates in San Bernardino County, California have shown that society receives nearly \$9 in benefits for every \$1 invested in Head Start. These benefits include earnings, employment and family stability and longer-term cost savings including:

- Decreased welfare dependency,
- Crime costs,
- Grade repetition, and
- Special education.

Other Community Action Self-Sufficiency Outcomes	
Families obtained care for child or other dependent in order to acquire or maintain employment.	9,540
Families obtained care for child or other dependent for family stability.	6,749
Parents and other adults learned and exhibited improved parenting skills.	11,072
Parents and other adults learned and exhibited improved family functioning skills.	8,617

Health

On October 31st, 2011, Governor Mark Dayton signed an executive order establishing a Vision for Health Care Reform in Minnesota. The order charges the Minnesota Health Care Reform Task Force, along with members of the Governor's Cabinet, to develop an action plan for reforming how to best deliver and pay for health care in Minnesota.

Governor Dayton has appointed leaders from business, labor, foundations, the public sector, and Minnesota's health care organizations to the Health Care Reform Task Force. The Minnesota Health Care Reform Task Force is charged by Governor Dayton to develop strategies that:

- Improve access to health care for all Minnesotans.
- Lower health care costs by reforming how we pay for health care and changing the incentives, so we encourage preventative care and reward healthy outcomes, not sickness.
- Improve the health of all Minnesotans and address the huge health disparities that plague our state.

On December 13, 2012, the Minnesota Health Care Reform Task Force voted to endorse the Roadmap to a Healthier Minnesota, including its recommendations for how to increase access to high-quality care at lower cost. The report outlines eight strategies for policymakers to consider as they work to implement federal and state health reforms, including recommendations regarding increased access, care integration and payment reform, prevention and public health, and preparing the Minnesota health workforce of the future.

From <http://mn.gov/health-reform/>

Minnesota Head Start Programs Engage Families on Health Care

On March 1, 2012, the Minnesota Head Start Association (MHSA) embarked on a three year partnership with Minnesota health care plans (Blue Cross Blue Shield, Medica, Health Partners and UCare) and the Kansas Head Start Association. This partnership prepares Minnesota Head Start and Early Head Start programs to engage parents in a health literacy intervention. The collaborative provides resources to and support training of Head Start home visitors and health educators to deliver an evidence-based health literacy initiative. The goal of this initiative is to educate and empower Head Start families about self-care and support appropriate utilization of health care.

Initial training was provided by the Kansas Head Start Association (KHSA), which has created a program utilizing the health aid book, *What to Do When Your Child Gets Sick*. Early Head Start and Head Start staff received training on health literacy and teaching methods lead by KHSA, and in turn teach parents enrolled in Minnesota programs how to use the book in one-on-one and group settings. The collaborative provides resources (books and other tools) and support training to replicate the KHSA health literacy intervention. The collaborative also supports a master training session leading to capacity building within Minnesota Head Start programs to maintain health literacy efforts beyond the life of this project.

Community Action works in local communities across Minnesota to help ensure low-income people access the health care services needed.

Family Health Outcomes

- 10,933 children obtained immunizations, medical, and dental care.
- 4,428 obtained health care services for themselves and/or family member.
- 5,876 households enrolled in MinnesotaCare or other health insurance programs.

Community Health Outcomes

- 5,542 accessible safe and affordable health care services/facilities for low income people were created, or saved from reduction or elimination.
- 2,125 community services to improve public health and safety were created or preserved.



*Mahube-Otwa Head Start Program
Helps Families Access Dental Care*

Healthy Homes

Healthy Homes is a comprehensive approach to combat disease and injury in the home driven by scientific evidence that links substandard housing and poor health. Healthy Homes interventions take a holistic approach to coordinated mitigation of housing-related hazards, rather than addressing a single hazard at a time. This method allows Healthy Homes practitioners to address a wide array of health and safety issues, including lead poisoning, asthma (exacerbated by moisture, mold, and pests), exposure to radon and other toxic chemicals, and injury caused by old or dilapidated housing.

Weatherization Plus Health: A National Effort for Local Healthy Homes Collaboration

The U.S. Department of Energy (DOE) Weatherization Plus Health initiative is a national effort to enable the comprehensive, strategic coordination of resources for energy, health, and safety in low-income homes. The National Association of State Community Services Programs (NASCS) is implementing the project on behalf of DOE. Weatherization Plus Health is working to ensure energy efficient and healthy indoor environments by facilitating the establishment of strong, effective partnerships between grantees of the Weatherization Assistance Program (WAP), many of whom are Community Action Agencies, and providers of healthy homes services. To learn more, visit www.WxPlusHealth.org.

(Excerpted from <http://www.nascsp.org/Healthy-Homes.aspx>)

2011 Best Practice Awards

The Best Practices Awards honor Community Action Agencies that have used proven, innovative, and creative practices to improve the lives of the low-income families they serve.

A **Best Practice** is a program, project, process, procedure or strategy that has measurably increased the capacity of a community to end poverty. For example, a best practice could incorporate a short-term project, management strategy or new partnership with community organizations and members. A **Promising Practice** has met the same criteria but has existed for less than a year, therefore has not yet obtained the significant measurable results of a **Best Practice**.

Independent of the Community Action Network, professors from the University of Minnesota review and select award winners. The following are the 2011 Best Practice Award Winners:

Outstanding achievement in partnerships among supporters and providers of services to low-income people.

Best Practice
Anoka Community Action Program, Inc.
Visions Implementation

The Practice: After identifying the need for a more effective data system, Anoka County Community Action Program (ACCAP) implemented Visions, which provides the agency a cost effective and comprehensive client database. This system accurately tracks client demographics, program enrollment, case management, outcomes, and staff activities. The benefits of Visions includes the merging of multiple databases, effectively streamlining data entry, an increase in staff productivity, a significant reduction of staff time required for reporting (on both program and agency levels), and ongoing annual savings with the elimination of data entry specialist. The implementation of Visions has made a substantial contribution to the agency's ability and capacity to track clients, monitor progress, evaluate programs, and achieve results.





Outstanding achievement in partnerships among supporters and providers of services to low-income people.

Best Practice
Minnesota Valley Action Council
Producing Social Impact through Social Enterprise

The Practice: Embracing an agency-wide philosophy of fostering social impact through self-sustaining social enterprises. In 2004, Minnesota experienced a huge budget deficit, resulting in multiple cuts to social programs, including core funding for Community Action. Since then, demand for services have grown steadily, rather than declined. Recognizing the need for innovative programming and funding of social initiatives, MVAC launched its first social enterprise. Since then, four other social enterprises have been launched. Combined, these initiatives have created 7.6 full time jobs and generated cumulative revenue of nearly \$3.4 million.

Outstanding achievement in partnerships among supporters and providers of services to low-income people.

Best Practice
West Central Minnesota Communities Action
Progressive Food Support Outreach

The Practice: West Central Minnesota Communities Action has partnered with the University of Minnesota Extension, United Way, Salvation Army, Head Start and the area Faith Community to increase participation in SNAP and to provide education around maximizing SNAP dollars and while preparing healthy family meals. Families learned about SNAP, how to complete an application and how to use any funds received in the most economical methods. Overall, this was a 56% increase in the number of households enrolled in SNAP across the five counties.



**Outstanding achievement in increasing stake and ownership
by low-income people in their community.**

Best Practice

*West Central Minnesota Communities Action, Lakes and Prairies Community Action Partnership, Mahube Community Council, Otter Tail-Wadena Community Action Council
The Leadership Academy*

The Practice: Too often, the full potential of leaders goes untapped. The Leadership Academy helps previously undiscovered, low income leaders realize their power and take more active roles in building their communities' future. The Academy provides a space and structure for people to acquire and practice competencies that result in becoming more effective leaders. Preliminary results are promising, indicating that participants have become more involved in their communities, are accepting formal or informal leadership positions and have become more effective community advocates.



**Outstanding achievement in partnerships among supporters
and providers of services to low-income people.**

Promising Practice

Community Action Duluth

Financial Opportunity Center: A Framework for Doing Good Business

The Practice: Community Action Duluth (CAD) spent the last year integrating with a Financial Opportunity Center (FOC). This bundled services approach allowed participants to have better outcomes. Services coordinated under the FOC include employment services and coaching, financial services and coaching, income supports and community engagement. The goal is to provide participants with holistic, comprehensive and coordinated services and to track outcomes in a unified way through the agency. Transforming the agency took vision, leadership, willingness to change,



evaluation and perseverance. Much of the work of personal transformation takes a long time, so it is exciting that early outcomes are a testament to the power of bundled services showing better results in the areas of increasing income, improving credit score and increasing net worth.

Outstanding achievement in partnerships among supporters and providers of services to low-income people.

Promising Practice

*Recipient: Community Action Partnership of Ramsey and Washington Counties
Just-In-Time Weatherization Process*

The Practice: The Community Action Partnership of Ramsey & Washington Counties' Just- In-Time (JIT) weatherization process shortened home weatherization



jobs from an average 149 days to 47 days. Each process step was analyzed to determine how hours and days could be cut. A high level of communication between a centralized scheduler and the various teams working a job (auditor, mechanical contractor, electrician, appliance vendor, weatherization crew and inspector) was created. The result was a switch from 78% of jobs being outside the 90-day benchmark to 78% of jobs being completed under 90 days. Additional benefits included the reduction of backlogged homes waiting for weatherization and better service to participants.

Outstanding achievement in improving the conditions in which low-income people live.

Promising Practice

*Lakes and Prairies Community Action Partnership
"Banking the Unbanked" through our VITA Tax Site*

The Practice: Lakes & Prairies Community Action Partnership has incorporated prepaid debit card services as a method to provide low-cost banking services to the previously unbanked. Households utilizing VITA Tax Site services were offered the opportunity to sign up for a pre-paid debit card to deposit their refund. The pre-paid debit card provides the households the ability to build savings, avoid predatory lending practices, and work toward financial security.



Outstanding achievement in partnerships among supporters strengthening family and other supportive systems to support low-income people, especially vulnerable populations, to meet their potential.

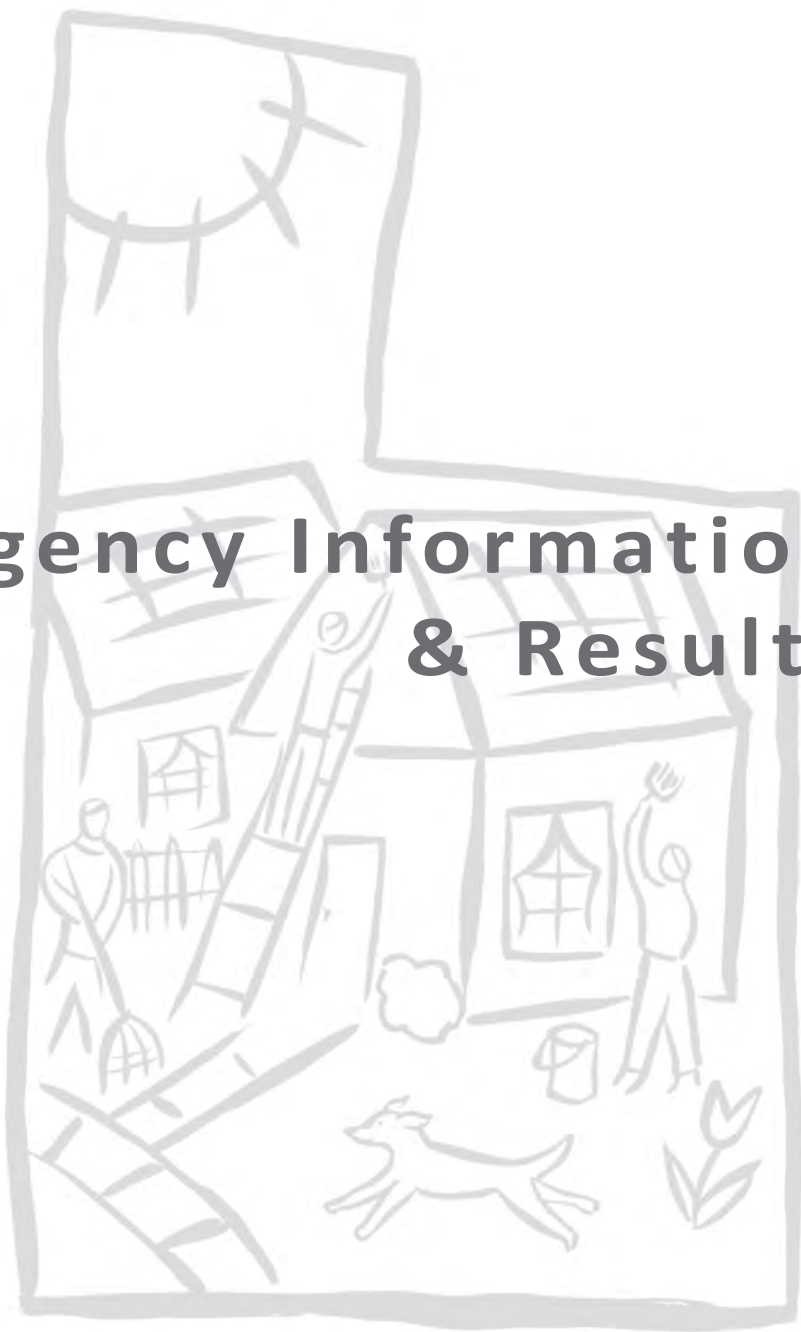
*Promising Practice
Western Community Action, Inc.
Community Blooms*

The Practice: Community Blooms is a transformative model of community gardening started by Western Community Action in 2011 to address hunger and increase household funds for meeting basic needs among low-income families. Community Blooms provided nutritious food to 69 participating families, equipped

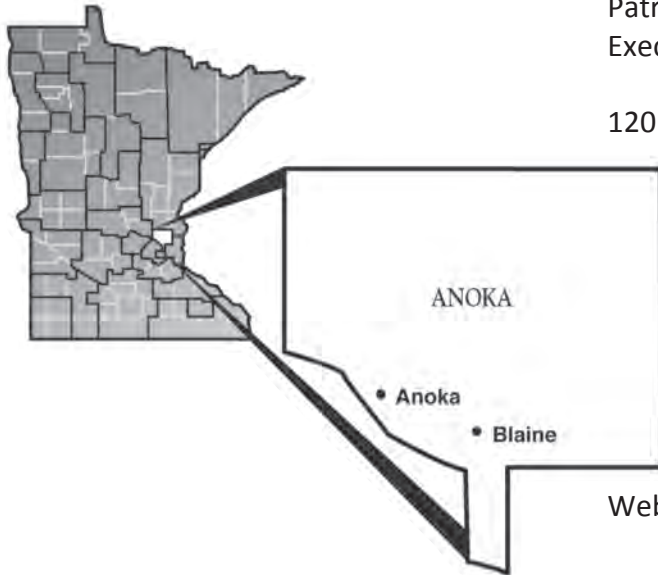


participants with valuable knowledge about gardening and marketing food for resale, gave back to the community by providing 1000 pounds of surplus produce to the local food shelf, generated revenue to sustain the garden by selling a portion of the surplus produce at the local farmer's market, and created community among the 69 adults and 29 children.

Agency Information & Results



Anoka County Community Action Program, Inc.



Patrick McFarland
Executive Director

1201 - 89th Avenue Northeast
Suite 345
Blaine, MN 55434

Phone: (763) 783-4747
TTY: (763) 783-4724
Fax: (763) 783-4700

Email: accap@accap.org

Website: www.accap.org

Results Oriented Management and Accountability - *Selected Outcomes*

Individual and Family Outcomes

Individuals who were unemployed and obtained a job.	383
Individuals that have obtained pre-employment skills/competencies required for employment and received certificate or diploma.	147
Individuals who completed ABE, GED, or post-secondary education programs and obtained a certificate or diploma.	183
Individuals who obtained safe and affordable housing needed to gain or retain employment and/or in support of family stability.	335
Households who demonstrate good or restored credit.	903
Individuals who avert foreclosure and maintain home.	848
Children who participate in preschool activities to develop school readiness.	685

Community Outcomes

Number of community members mobilized by Community Action that participate in community revitalization and anti-poverty initiatives.	1,503
Number of volunteer hours donated to the agency.	45,560
Community Partnerships	190



	NUMBER OF PEOPLE SERVED
PROGRAM ACTIVITY	
INCOME MANAGEMENT	
M2 Budget Counseling	83
M4 Family Assets Indep MN (FAIM)	160
HOUSING	
B4 Other Conservation Services	1
B7 Energy Related Repairs	295
C3 Home Repair / Rehabilitation	11
C6 Rental Housing Assistance	243
C8 Community Housing Stabilization	2,137
C9 Community Homeownership Ed	664
EMERGENCY SERVICES	
B5 Energy Assistance	17,632
C10 Homeless Assistance	3,301
G6 Donated Articles	556
G8 Crisis Intervention	115
LINKAGES	
E4 Vehicle Program	31
F1 Senior Oriented Services	831
F3 Chore Services	576
F6 Senior Companion / Foster Grpnt	155
K1 Information & Referral	4,290
SELF SUFFICIENCY	
J1 Head Start	6,246
J2 Child Care	674
J3 Child Care Administration	1,790

Anoka County Community Action Program, Inc. (ACCAP) is located in the Blaine Human Services Center (BHSC), which includes offices for other non-profit organizations such as Judicare (legal services for low income residents), Metro North Adult Basic Education (ABE) (for people learning English as their second language), Community Emergency Assistance Program (CEAP) (a food shelf and emergency financial assistance), the Lee Carlson Center (serving victims of domestic abuse and providing well-being services), and Free To Be (assistance with car repair). In addition, Anoka County Economic Assistance, Pulbic Health/WIC, and the MN Workforce Center have offices at the BHSC. Because all of these agencies are there, building reception has over 15,000 contacts with clients each year.

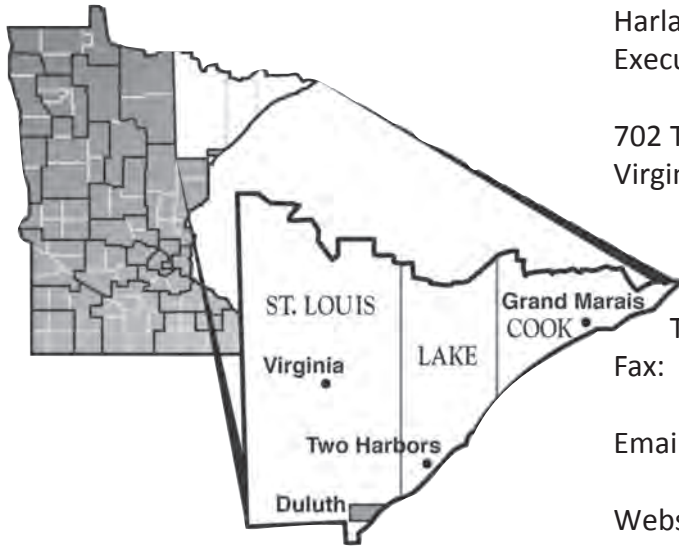
Through use of CSBG funds, ACCAP staff collaborate with fellow tenants. Anoka County provides the space; ACCAP provides two part time staff (one supervisor, paid for through other funding and one staff person, paid through CSBG). And the State provides another part time staff person through the Senior Community Service Employment Program/Older Worker's Program.

In addition to answering questions and directing clients to offices in the BHSC, staff at the Senior Information Line (SIL) also assist in other ways:

- Making copies for clients
- Paging maintenance personnel
- Paging security officers
- Handling vending problems and refunds
- Answering reception calls
- Handling Lost and Found
- Monitoring the bulletin board in the vending room
- Maintaining the brochure rack in the building lobby
- Distributing bus schedules and advising clients on using the bus
- Assisting with deliveries
- Working closely with security and maintenance staff

SIL staff at the building reception information window contribute to serving those in need in Anoka County. In fact on October 4, 2012, an ACCAP Senior Worker received an award of recognition from the State for his outstanding service providing building reception during this past year. Through this unique collaboration of state, county, and ACCAP, Anoka County clients are directed to the many agencies providing services within BHSC.

Arrowhead Economic Opportunity Agency



Harlan Tardy
Executive Director

702 Third Avenue South
Virginia, MN 55792-2797

Phone: (218) 749-2912
TTY: (800) 862-0175
Toll Free: (800) 662-5711
Fax: (218) 749-2944

Email: harlan.tardy@aeoa.org

Website: www.aeoa.org

Results Oriented Management and Accountability - *Selected Outcomes*

Individual and Family Outcomes

Individuals who were unemployed and obtained a job.	790
Individuals that obtain an increase in employment income and/or benefits.	763
Individuals that have obtained pre-employment skills/competencies required for employment and received certificate or diploma.	1,731
Individuals who completed ABE, GED, or post-secondary education program and obtained certificate or diploma.	665
Individuals who obtained safe and affordable housing needed to gain or retain employment and/or in support of family stability.	293
Individuals who avert foreclosure and maintain home.	108
Children who participate in preschool activities to develop school readiness.	423

Community Outcomes

Number of community members mobilized by Community Action that participate in community revitalization and anti-poverty initiatives.	1,880
Number of volunteer hours donated to the agency.	108,151
Community Partnerships	740

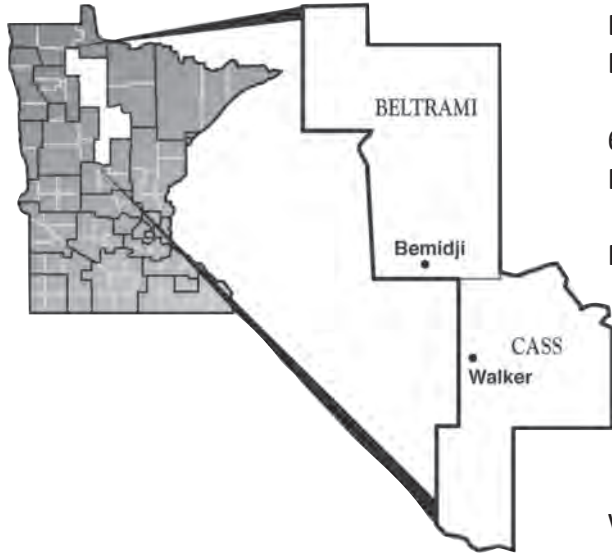


PROGRAM ACTIVITY	NUMBER OF PEOPLE SERVED
EMPLOYMENT	
D1 Employment & Training Services	1,700
D3 Youth Employment	24
D6 Senior Employment Programs	25
D8 Displaced Homemakers	95
EDUCATION	
L1 GED & Educational Services	696
L2 Literacy	175
L3 English / Second Language (ESL)	23
L4 Adult Basic Education (ABE)	638
INCOME MANAGEMENT	
M2 Budget Counseling	266
M3 Tax Aid	3,713
M4 Family Assets Indep MN (FAIM)	10
HOUSING	
B1 Weatherization	1,736
B3 MECS Audits	799
B4 Other Conservation Services	100
B7 Energy Related Repairs	1,297
C1 Housing Grnts & Loans	206
C3 Home Repair / Rehabilitation	206
C5 Small Cities Dvlp. Grnts (SCDG)	27
C7 Low-Income Housing Dvlp	4
C8 Community Housing Stabilization	108
C9 Community Homeownership Ed	150
EMERGENCY SERVICES	
B5 Energy Assistance	24,716
B6 Energy Crisis	9,716
B8 Fuel Fund	176
C10 Homeless Assistance	363
C11 Transitional Housing	77
G6 Donated Articles	1,288
G8 Crisis Intervention	29
NUTRITION	
H1 Food Assistance	5,455
H5 Gardening	12
H6 Home Delivered Meals	2,683
H7 Congregate Meals	6,409
H9 USDA Commodity Assistance	
LINKAGES	
E1 Transportation System	620,530
E3 Transportation Assistance	5,308
F1 Senior Oriented Services	1,149
F3 Chore Services	21
F5 Retired Senior Vol (RSVP)	1,615
K1 Information & Referral	27,273
K2 Outreach	25,047
K3 Advocacy Info / Education	9,601
SELF SUFFICIENCY	
J1 Head Start	1,824
J4 At Risk Youth	123
J7 Youth Recreation	66
J8 Parenting	54
M1 Self Sufficiency	1,583
HEALTH	
I1 Health Care Aid (Non-Financial)	45

Sustainable Employment through Training & Trade (SETT), otherwise known as “Get SETT,” was a unique first-time effort that served 30 unemployed or underemployed individuals, helping each of them overcome barriers to secure lasting employment. Get SETT was a short-term clean energy training program made possible by a \$232,979 grant from the US Department of Energy and the Minnesota Department of Commerce, Division of Energy Resources, through the American Recovery and Reinvestment Act (ARRA). Get SETT offered a holistic approach to developing each participant’s potential. AEOA partnered with Mesabi Range Community & Technical College in Virginia and Eveleth and the Hibbing Community College to provide training in the green energy fields. The program covered a six-month period ending in April, 2012. Clients worked closely with a Job Developer to access pre-training services, green energy training, paid internships, job-seeking tools, and other supportive services.

Internship paved the way to permanent job: A 43-year-old father of three children, was one who welcomed the Get SETT Program. He was recovering from some health issues and turning his life around when he joined the program. The green manufacturing training allowed him to develop new skills and refine his welding skills. He interned with Hibbing Fabricators as a welder and was so impressive that they hired him full-time. He was one of 16 to earn a paid internship with an employer that implements green practices. “He had been unemployed for a while,” said Bob. “But he was a motivated, independent, take-charge guy, and Hibbing Fabricators liked him a lot. He demonstrated outstanding skills and a great team attitude, and he was rewarded with a good job.” “The Get SETT Program was a great opportunity for me,” Jeff said. “It was a godsend. I recommend it for anybody having a hard time finding a job. For people struggling and needing a little extra help, it offered the support, schooling, and on-the-job training needed to succeed.”

Bi-County Community Action Programs, Inc.



Deborah Allison
Executive Director

6603 Bemidji Avenue North
Bemidji, MN 56601

Phone: (218) 751-4631

TTY: (800) 627-3529

Toll Free: (800) 332-7161

Fax: (218) 751-8452

Email: deb.allison@bicap.org

Website: www.bicap.org

Results Oriented Management and Accountability - *Selected Outcomes*

Individual and Family Outcomes

Individuals who were unemployed and obtained a job.	95
Individuals that obtain an increase in employment income and/or benefits.	95
Individuals that have obtained pre-employment skills/competencies required for employment and received certificate or diploma.	148
Individuals who obtained safe and affordable housing needed to gain or retain employment and/or in support of family stability.	396
Individuals who avert foreclosure and maintain home.	123
Children who participate in preschool activities to develop school readiness.	262
Parents who learn and exhibit improved parenting skills.	349

Community Outcomes

Number of community members mobilized by Community Action that participate in community revitalization and anti-poverty initiatives.	740
Number of volunteer hours donated to the agency.	48,198
Community Partnerships	120



	NUMBER OF PEOPLE SERVED
PROGRAM ACTIVITY	
EMPLOYMENT	
D3 Youth Employment	42
INCOME MANAGEMENT	
M2 Budget Counseling	1,175
HOUSING	
B1 Weatherization	870
B4 Other Conservation Services	96
B7 Energy Related Repairs	760
C1 Housing Grnts & Loans	9
C5 Small Cities Dvlp. Grnts (SCDG)	10
C6 Rental Housing Assistance	821
EMERGENCY SERVICES	
B5 Energy Assistance	11,007
B6 Energy Crisis	4,214
C10 Homeless Assistance	144
C11 Transitional Housing	113
G8 Crisis Intervention	304
NUTRITION	
H1 Food Assistance	4,754
H2 Community Services Food Pkgs	258
LINKAGES	
E3 Transportation Assistance	68
E4 Vehicle Program	17
K1 Information & Referral	11,546
K2 Outreach	11,546
K3 Advocacy Info / Education	11,546
SELF SUFFICIENCY	
J1 Head Start	336
J2 Child Care	84
J4 At Risk Youth	42
J7 Youth Recreation	42
J8 Parenting	336
J9 Fatherhood Initiative	58
HEALTH	
I3 Family Planning	26

The Bi-CAP YouthBuild Program was established in 1988.

In 2001 the program graduated 15 participants, among them a young man who received his High School Diploma; had been active in the program as chairman of the program committee; and had completed college testing. However, due to a commitment to his infant daughter, he chose to forgo postsecondary education and entered the work force in the construction trade. Some years later, after being laid off, he came back to the program as an intern and worked with the YouthBuilder's while securing funding for college.

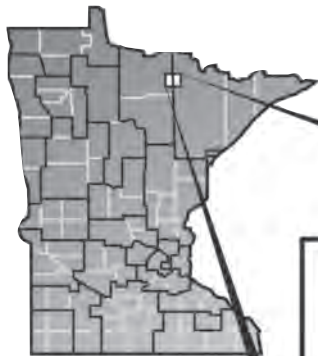
This YouthBuild alumnus then pursued a Bachelors Degree from Bemidji State University. While there, he was on the Dean's List of Academic Achievement every semester of his academic career. He graduated with honors, cum laude from BSU in 2010. While attending college he also was employed full time in the community to help support his family. This young man was able to overcome his educational needs, poverty, and family issues with the support of the YouthBuild Program.

In 2012, this individual (and one other YouthBuild alumnus) was accepted into Hamline College School of Law and is currently a student there.

In May 2012, this former YouthBuilder was also able to purchase his own home, which was built by BI-CAP's YouthBuild Program in partnership with the Red Lake Nation.

In August 2012, this successful graduate was appointed as a Red Lake Nation Tribal Judge and presides over tribal court cases while attending law school.

Bois Forte Reservation



Kevin Leecy
Chairman

5344 Lake Shore Drive
PO Box 16
Nett Lake, MN 55772

Phone: (218) 757-3261
Toll Free: (800) 221-8129
Fax: (218) 757-3312

Shelley Strong, CSBG Contact
Email: smstrong@boisforte-nsn.gov

Website: www.boisforte.com

The Bois Forte Reservation is located in northern Minnesota in Koochiching and St. Louis counties, approximately 40 miles south of the Canadian border. The tribal headquarters are in Nett Lake, Minnesota.

History

What does the name “Bois Forte” mean? Bois Forte, or “strong wood,” was the name given by French fur traders to the Native Americans living in the densest forests of what is now northeastern Minnesota.

How did the Bois Forte people traditionally live? The Bois Forte people lived in harmony with the rhythms of nature, moving through the woods as the seasons changed to fish, hunt, pick blueberries, and make maple sugar. This began to change when Europeans started arriving in the late 1600s and early 1700s. Since that time, the Bois Forte people have seen many changes; the great forests are gone, there are many more people and far fewer animals. Despite these alterations, the Bois Forte have endured and built a diverse, growing economy at the same time they have preserved their ancient traditions; harvesting wild rice, tapping maple trees and picking berries to name a few. Weaving everything together is a sense of community, expressed as gatherings and celebrations in powwows and sacred ceremonies.

How did the Bois Forte people come to the area where they currently live? The Bois Forte Band of Ojibwe have lived in northeastern Minnesota for centuries, but did not originate here. The people journeyed from the east coast up the Saint Lawrence River around the Great Lakes and followed the rivers and lakes inland. During the early years of fur trading with non-Indians, the Bois Forte people moved inland from the Grand Portage area to the mouth of the Vermilion River.

This information was provided by the MN Indian Affairs Council. www.indianaffairs.state.mn.us/tribes.html



PROGRAM ACTIVITY		NUMBER OF PEOPLE SERVED
EMPLOYMENT		
D3	Youth Employment	41
D6	Senior Employment Programs	4
HOUSING		
B1	Weatherization	3
B4	Other Conservation Services	25
B7	Energy Related Repairs	6
C6	Rental Housing Assistance	248
EMERGENCY SERVICES		
B5	Energy Assistance	364
B6	Energy Crisis	196
C11	Transitional Housing	153
G1	Emergency Family Services	4
NUTRITION		
H1	Food Assistance	131
H6	Home Delivered Meals	26
H7	Congregate Meals	25
SELF SUFFICIENCY		
J1	Head Start	27
J7	Youth Recreation	10

The Support System for Rural Homeless Youth (SSRHY) program is being operated out of Bois Forte Human Services. The youth case manager is Clint Miller. This program provides up to 18 months of rental assistance, case management, independent living skills and positive youth development activities through culturally specific and strength based programming to youth who are homeless and between the ages of 16 and 21. Currently there are four youth in the program.

Funding for this program comes from the Office of Economic Opportunity, through a grant from the federal Department of Health and Human Services to collaborate with local rural communities to develop Transitional Living Programs for homeless youth. OEO has partnered with 3 sites including Bois Forte Reservation. This was the first program for homeless youth on the Reservation.

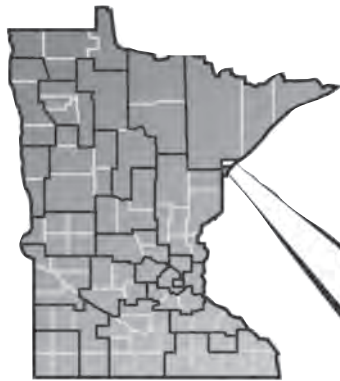
Bois Forte recruited several youth to be a part of the meetings so they could help advise on homeless issues facing youth, such as how to reach them, and what unique challenges and needs they face.

Membership on the SSRHY Advisory Committee is made up of youth services providers, county social services workers, and youth who have experienced homelessness. The Committee developed a plan and is developing customized programs that address mental health, chemical dependency, teen parenting, education, employment and/or access to positive youth development activities. Miller is continually looking for ways to reconnect the youth with their culture.

“We offer a place for the kids to get on track,” Miller said. “They can use the program for up to 18 months, and we can give them some support until they are ready to fly on their own.”

Bois Forte News

Community Action Duluth



Angie Miller
Executive Director

19 North 21st Avenue West
Duluth, MN 55806

Phone: (218) 726-1665
TTY: (800) 232-9675
Toll Free: (866) 761-5257
Fax: (218) 726-1612

Email: angie@communityactionduluth.org

Website: www.communityactionduluth.org

Results Oriented Management and Accountability - *Selected Outcomes*

Individual and Family Outcomes

Individuals who were unemployed and obtained a job.	56
Households in tax preparation programs who obtained any Federal or State tax credit.	1,123
Amount of tax credits.	\$2,255,183
Individuals that increased their savings through an Individual Development Account or other savings account.	220
Amount of increased savings	\$165,874
Household who demonstrate good or restored credit.	107

Community Outcomes

Number of community assets preserved through a project that promotes energy conservation through outreach and neighborhood workshops.	1,136
Community members mobilized that participate in revitalization and anti-poverty initiatives.	3,075
Number of volunteer hours donated to the agency.	8,406
Community Partnerships	73



PROGRAM ACTIVITY		NUMBER OF PEOPLE SERVED
EMPLOYMENT		
D3	Youth Employment	3
D6	Senior Employment Programs	3
INCOME MANAGEMENT		
M2	Budget Counseling	150
M3	Tax Aid	1,660
M4	Family Assets Indep MN (FAIM)	115
HOUSING		
B4	Other Conservation Services	248
C3	Home Repair / Rehabilitation	16
C9	Community Homeownership Ed	150
EMERGENCY SERVICES		
G8	Crisis Intervention	68
NUTRITION		
H1	Food Assistance	180
H5	Gardening	34
LINKAGES		
E3	Transportation Assistance	24
E4	Vehicle Program	22
K2	Outreach	5,500
K3	Advocacy Info / Education	61,500
SELF SUFFICIENCY		
M1	Self Sufficiency	122

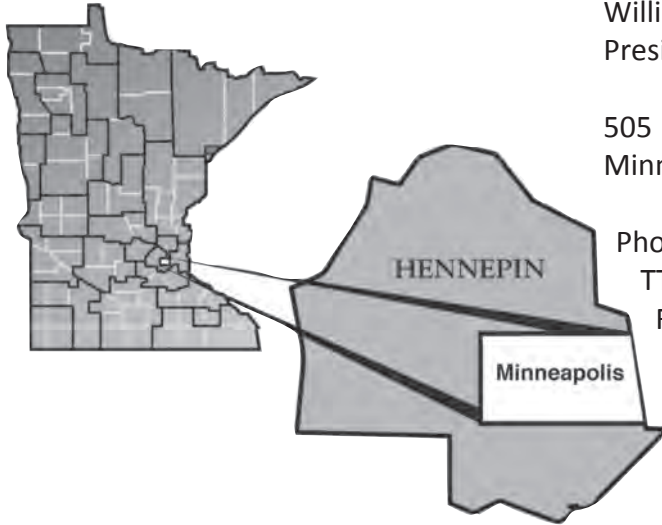
When she came to Community Action Duluth, Ellen was struggling to make ends meet and living in transitional housing with her seven year old daughter. She was working part time as a telemarketer but lacked a high school diploma and relied on public assistance. After completing Community Action Duluth's leadership development class – 'Getting Ahead', Ellen enrolled in FAIM (Family Assets for Independence in MN). She wanted to be the first in her family to go to college and used the FAIM program to save for her education. Financial Coaches at Community Action Duluth helped her to review finances, credit report, and debts – which in the beginning were over \$4,000. Ellen worked with a Community Action Duluth Employment Coach and a volunteer ally in Circles of Support. As a result, she was able to get her GED and in the Fall of 2009, she enrolled as a full time student at Lake Superior College.

Since then she has obtained a better job and works about 33 hours a week and is earning over \$10 an hour. Her earnings have allowed her to end her reliance on the MFIP cash assistance.

She is currently working towards her Associates Degree in Human Services, is on the Dean's List and will graduate in May 2013. Ellen continues to meet with her Financial Coach, her Employment Coach and her Circles of Support Ally. Her \$4,000 debt has been reduced to \$1,000 and she is planning to get it all paid off in the near future. Ellen is making great progress on her goals of self-sufficiency and stability for herself and her daughter and is truly – Getting Ahead!

"There are no words that can describe how much of an impact Community Action Duluth has had on my life. I cannot put in words how thankful I am for the overwhelming support I have received and continue to receive. I could never repay what has been done for me but I now am able to look forward to the day soon when I will be able to be the one giving back the kind of support I have received at Community Action Duluth." Ellen

Community Action of Minneapolis



William J. Davis
President and C.E.O.

505 East Grant Street, Suite 100
Minneapolis, MN 55404

Phone: (612) 348-8858
TTY: (800) 627-3529
Fax: (612) 348-9384

Email: wdavis@campls.org

Website: www.campls.org

Results Oriented Management and Accountability - *Selected Outcomes*

Individual and Family Outcomes

Individuals who were unemployed and obtained a job.	100
Individuals that obtain an increase in employment income and/or benefits.	50
Household who demonstrate good or restored credit.	65
Individuals receiving Emergency Disaster Relief.	107
Youth increase academic, athletic, or social skills for school success.	307
Parents who learn and exhibit improved parenting skills.	68

Community Outcomes

Safe and affordable housing units preserved or improved through construction, Weatherization or rehabilitation.	775
Number of community members mobilized by Community Action that participate in community revitalization and anti-poverty initiatives.	45
Number of volunteer hours donated to the agency.	804
Community Partnerships	81



	NUMBER OF PEOPLE SERVED
PROGRAM ACTIVITY	
EMPLOYMENT	
D1 Employment & Training Services	87
D3 Youth Employment	120
EDUCATION	
L1 GED & Educational Services	115
L2 Literacy	7
INCOME MANAGEMENT	
M2 Budget Counseling	5,840
M3 Tax Aid	130
HOUSING	
B1 Weatherization	2,713
B3 MECS Audits	2,983
B4 Other Conservation Services	728
B7 Energy Related Repairs	1,921
C3 Home Repair / Rehabilitation	252
EMERGENCY SERVICES	
B5 Energy Assistance	56,467
B6 Energy Crisis	38,504
B8 Fuel Fund	171
C10 Homeless Assistance	49
G1 Emergency Family Services	87
G8 Crisis Intervention	416
NUTRITION	
H1 Food Assistance	515
H3 Holiday Projects	300
H5 Gardening	210
LINKAGES	
E3 Transportation Assistance	539
K1 Information & Referral	67,406
K2 Outreach	11,970
K3 Advocacy Info / Education	5,128
SELF SUFFICIENCY	
J4 At Risk Youth	655
J6 Child Care Resource Referral	1,050
J10 Crisis Nursery	60
M1 Self Sufficiency	306

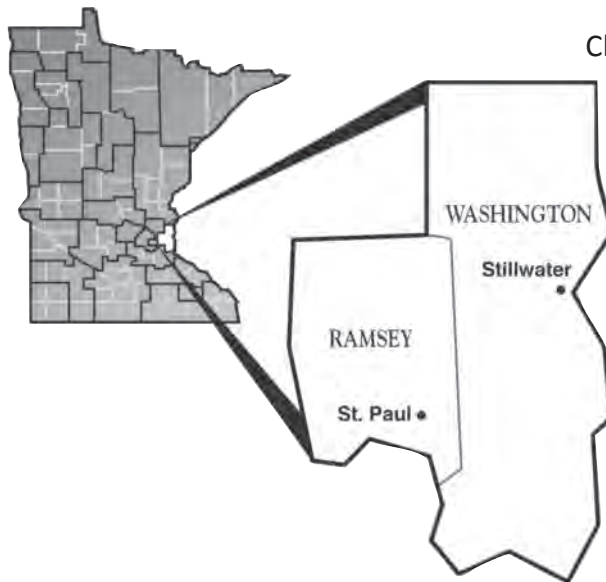
Angela enrolled in the Self-Sufficiency Program out of desperation. She was anxious for change! At the time of enrollment she was living with her husband from whom she was separated. She had to move back in with him due to having no other housing options. She had identified on the Short Survey Assessment 6 life skills areas as being of extreme concern, 7 life skills areas as being of moderate concern, and 3 life skills areas as being of little or no concern. After completing the intake assessment, the results showed she had no self-esteem, was not currently involved in the community, and felt isolated.

Within just three months that all changed. First her housing situation improved. She found a friend to live with and set goals to obtain housing, improve her self-esteem, develop a yoga schedule, and get involved in the community through part-time employment and volunteering. She was determined to be successful in the program, and decided to do whatever it took to better herself and move forward. She sure didn't waste any time! In her first three months of the program Angela attended 12 hours (of the 18 needed in one year) of life skills workshops, 7.5 hours of financial literacy workshops, was approved for public housing and put on the waiting list, was approved for a scholarship to attend yoga classes, and got into therapy for the first time in her life. Angela developed a positive relationship with her Family Services Coordinator, who she met with 2-3 times a month, and continued to work hard on her goals.

By the end of the year, Angela was volunteering at Ebenezer Care Center, had surpassed 18 hours of life skills workshops, and rated her self-esteem to be at a 6 on a scale of 0-10. Her goal was to bring it from a 0 to a 3 by the end of her first year. Her final Short Survey revealed 0 life skills areas as being of extreme concern for her, 5 life skills areas as being of moderate concern for her, and 11 life skills areas as being of little or no concern for her! Her life is full of real success stories. She often has shared with staff, "what a blessing she feels to be in such a place where she is no longer just sowing seeds but she's actually sitting under the tree watching the fruit fall off to administrate wisely."

Angela's success is a great example of what a little support, encouragement, and belief in one's abilities can do in a short period of time.

Community Action Partnership of Ramsey & Washington Counties



Clarence Hightower
Executive Director

450 Syndicate Street North
St. Paul, MN 55104

Phone: (651) 645-6445

TTY: (800) 627-3529

Fax: (651) 645-2253

Email: chightower@caprw.org

Website: www.caprw.org

Results Oriented Management and Accountability - *Selected Outcomes*

Individual and Family Outcomes

Individuals that have obtained pre-employment skills/competencies required for employment and received certificate or diploma.	124
--	-----

Individuals who obtained care for a child or other dependant to acquire or maintain employment.	516
---	-----

Individuals who obtained safe and affordable housing needed to gain or retain employment and/or in support of family stability.	77
---	----

Individuals receiving emergency car or home repair.	1,870
---	-------

Children who participate in preschool activities to develop school readiness.	1,917
---	-------

Community Outcomes

Safe and affordable housing units preserved or improved through construction, Weatherization or rehabilitation.	987
---	-----

Community members mobilized that participate in revitalization and anti-poverty initiatives.	553
--	-----

Number of volunteer hours donated to the agency.	21,634
--	--------

Community Partnerships	183
------------------------	-----



	NUMBER OF PEOPLE SERVED
PROGRAM ACTIVITY	
EMPLOYMENT	
D1 Employment & Training Services	100
INCOME MANAGEMENT	
M2 Budget Counseling	282
M4 Family Assets Indep MN (FAIM)	62
HOUSING	
B1 Weatherization	3,015
B7 Energy Related Repairs	1,870
C3 Home Repair / Rehabilitation	210
EMERGENCY SERVICES	
B5 Energy Assistance	74,151
B6 Energy Crisis	43,371
B8 Fuel Fund	424
C10 Homeless Assistance	115
G8 Crisis Intervention	823
NUTRITION	
H1 Food Assistance	808
LINKAGES	
E1 Transportation System	1,936
E3 Transportation Assistance	87
E4 Vehicle Program	71
K1 Information & Referral	77,861
K2 Outreach	95,290
K3 Advocacy Info / Education	31,201
SELF SUFFICIENCY	
J1 Head Start	1,938
J2 Child Care	309
J3 Child Care Administration	178
J8 Parenting	1,938
M1 Self Sufficiency	215
HEALTH	
I1 Health Care Aid (Non-Financial)	1,938
I2 Health Care Aid (Financial)	14

A couple came to the United States from Burma in 2008. While settling in St. Paul, they sought ways to make their transition easier, particularly for their two young boys. They felt it was critical for their sons to learn to speak English at a young age and prepare for life in America.

They learned about Community Action's Head Start Program from their Ramsey County job counselor. The two boys enrolled in Early Head Start at the Hubert H. Humphrey Job Corps Center. When they reached pre-school age, they transferred to the Bigelow Center's full-day Head Start program. Both parents are now able to work full-time while furthering their own education. Head Start staff also introduced them to the Children's Museum where they often go as a family.

The couple is especially pleased with Head Start. The children are now ages four and three, have developed strong social skills and interact well with peers and teachers. The mom notes that she is "amazed to watch the boys play and speak English so well among other children and teachers" while continuing to speak their native Karen language at home. The family is also grateful for Head Start staff who helped secure winter clothing for the boys and referred the family to Community Action's Energy Assistance program.

Community Action Partnership of Scott, Carver, and Dakota Counties

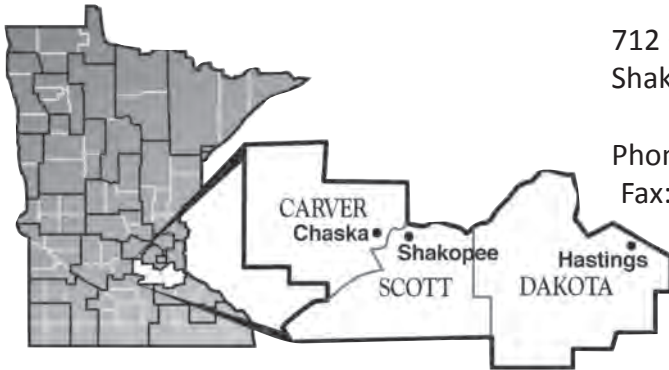
Carolina Bradpiece
President and CEO

712 Canterbury Road South
Shakopee, MN 55379

Phone: (952) 496-2125
Fax: (952) 402-9815

Email: cbradpiece@capagency.org

Website: www.capagency.org



Results Oriented Management and Accountability - *Selected Outcomes*

Individual and Family Outcomes

Individuals who were unemployed and obtained a job.	91
Individuals that obtain an increase in employment income and/or benefits.	145
Individuals that obtained food assistance.	23,199
Individuals who obtained safe and affordable housing needed to gain or retain employment and/or in support of family stability.	382
Children who participate in preschool activities to develop school readiness.	489
Parents who learn and exhibit improved parenting skills.	413

Community Outcomes

Safe and affordable housing units preserved or improved through construction, Weatherization or rehabilitation.	442
Number of volunteer hours donated to the agency.	32,210
Community Partnerships	193



	NUMBER OF PEOPLE SERVED
PROGRAM ACTIVITY	
INCOME MANAGEMENT	
M2 Budget Counseling	143
M4 Family Assets Indep MN (FAIM)	32
EMERGENCY SERVICES	
B5 Energy Assistance	27,419
B8 Fuel Fund	251
C10 Homeless Assistance	464
C11 Transitional Housing	7
G6 Donated Articles	4,839
G8 Crisis Intervention	963
NUTRITION	
H1 Food Assistance	11,671
H3 Holiday Projects	4,762
H4 Women, Infants, Children (WIC)	9,657
LINKAGES	
K1 Information & Referral	6,673
K2 Outreach	5,023
K3 Advocacy Info / Education	65
K4 Contract Services	813
SELF SUFFICIENCY	
J1 Head Start	2,405
J8 Parenting	31
J10 Crisis Nursery	197
M1 Self Sufficiency	939

In the fall of 2011, Dakota County Commissioner, and CAP Agency Board chair, Liz Workman, called the CAP Agency to ask if there was anything that could be done to help the people of Country Village apartments. The building, located in Burnsville, was not being maintained to city code. There were reports of excessive damage and mold caused by moisture, infestations of bed bugs, roaches, termites, rodents and toads. Liz Workman was anticipating that the City would suspend the rental license, which would result in residents being forced to find new housing. CAP immediately got key players together from Dakota County. The Dakota County Supportive Housing Unit, the Salvation Army, the City of Burnsville, Southern MN Regional Legal Services, Dakota County CDA, Cenneidigh KCQA Inc., and local church organizations came together with CAP to determine the best way to help the residents of Country Village.

The residents were informed that the rental license had indeed been suspended by the City. CAP staff printed and mailed letters (in English and Spanish) containing referral information for services to all 138 units of the apartment complex. A resource fair was planned at one of the CAP Head Start sites in Savage so residents could get the information needed at one time in one place. The collaborating partners, as well as HousingLink and Mission Outpost, came together to make this event possible. Attorneys from SMRLS (legal aid service) advised residents of their legal rights and obligations. Thirty-five households came to the event and were able to talk to a lawyer, get food, search for a new apartment, and connect with other key resources that would help them. CAP staff provided case management for some of the residents.

CAP Agency was also able to collect \$26,680 in donations from generous churches, organizations, and individuals throughout Dakota County to help residents with damage deposits and moving costs. CAP received donations of bed linens and household goods to give to residents. CAP staff and community volunteers helped residents move to new locations. All residents had new housing arrangements made by the beginning of March 2012, which was the deadline for all units to be vacant. Some found new apartments and others moved in with friends and family. CAP still hears from some of the residents. The successful transition of the residents of Country Village was possible through the collaboration of many agencies, the generosity of donors, and the leadership of CAP Agency and county staff. It is amazing what can be accomplished when everyone works together.

Community Action Partnership of Suburban Hennepin



Richard Zierdt
Executive Director

8800 Highway 7, Suite 401
St. Louis Park, MN 55426

Phone: (952) 933-9639

Fax: (952) 933-8016

Email: rzierdt@capsh.org

Website: www.capsh.org

Results Oriented Management and Accountability - *Selected Outcomes*

Individual and Family Outcomes

Individuals who were unemployed and obtained a job.	143
Individuals that have obtained pre-employment skills/competencies required for employment and received certificate or diploma.	408
Individuals who obtained safe and affordable housing needed to gain or retain employment and/or in support of family stability.	294
Households in tax preparation programs who obtained any Federal or State tax credit.	568
Amount of tax credits.	\$1,063,487
Households who demonstrate good or restored credit.	808
Individuals who avert foreclosure and maintain their home.	413

Community Outcomes

Safe and affordable housing units preserved or improved through construction, Weatherization or rehabilitation.	56
Number of volunteer hours donated to the agency.	2,356
Community Partnerships	215



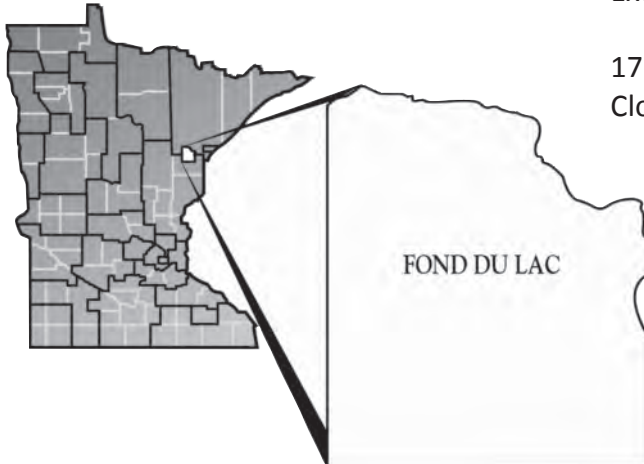
	NUMBER OF PEOPLE SERVED
PROGRAM ACTIVITY	
EMPLOYMENT	
D1 Employment & Training Services	2,222
INCOME MANAGEMENT	
M2 Budget Counseling	1,650
M3 Tax Aid	821
M4 Family Assets Indep MN (FAIM)	184
HOUSING	
B7 Energy Related Repairs	881
C1 Housing Grnts & Loans	96
C3 Home Repair / Rehabilitation	318
C6 Rental Housing Assistance	503
C7 Low-Income Housing Dvlp	12
C8 Community Housing Stabilization	7,483
C9 Community Homeownership Ed	1,142
EMERGENCY SERVICES	
B5 Energy Assistance	43,691
B6 Energy Crisis	20,394
B8 Fuel Fund	709
C10 Homeless Assistance	147
C11 Transitional Housing	235
G1 Emergency Family Services	63
G6 Donated Articles	73
G8 Crisis Intervention	2,765
NUTRITION	
H1 Food Assistance	375
LINKAGES	
E1 Transportation System	343
E4 Vehicle Program	725
F1 Senior Oriented Services	2,749
K1 Information & Referral	37,014
K2 Outreach	5,212
K3 Advocacy Info / Education	95,212
K4 Contract Services	826
SELF SUFFICIENCY	
J1 Head Start	
J2 Child Care	55
J4 At Risk Youth	15
J7 Youth Recreation	300
OTHER	
A1 Community Development	39

One woman felt rejected by her community when she returned to her reservation after completing military service. She left the reservation seeking a better life for her daughter. Disabled, she endured hardship, denial and struggle through her journey to keep hope alive and protect her daughter. The woman and her daughter were homeless for four years and bounced from state to state. Finally she came to Minnesota hoping to enroll her daughter in school. At this time the family used their van for shelter. Unfortunately, after the mom was pulled over for a broken signal light, and unable to pay to fix it, the van was impounded. The woman and her daughter started sleeping under a bridge.

CAPSH's Senior Case Manager received a call from Hennepin County to work with this family. Right away, the Case Manager leaped into action and enrolled her in CAPSH's Homeless Prevention and Rapid Re-Housing program. Within a week, CAPSH moved the family into a two bedroom apartment. The Case Manager arranged for the family to get a bed and furniture from Bridging, and clothing from Reach & Restore. The daughter was so thrilled to get some clothes that she considered it a late Christmas gift. CAPSH's Case Manager arranged for them to apply and obtain other benefits. The woman attended CAPSH's Renter's Rights & Responsibilities workshop, and completed financial literacy training, giving her tools to manage and budget her income and meet her family's basic needs.

With assistance from CAPSH, she was able to get her van back, giving her reliable transportation. She enrolled her daughter in school. Through the provision of intense case management and a holistic approach to overcoming the barriers she faced, the family is breaking the chains of poverty and homelessness. She has vowed to never be homeless again.

Fond du Lac Reservation



Chuck Walt
Executive Director, Programs

1720 Big Lake Road
Cloquet, MN 55720

Phone: (218) 879-4593
TTY: (800) 627-3529
Toll Free: (800) 365-1613
Fax: (218) 879-4146

Amy Wicklund, CSBG Contact
Email: amywicklund@fdlrez.com

Website: www.fdlrez.com

The Fond du Lac Reservation is located in Carlton and St. Louis counties adjacent to the City of Cloquet on the east, and 15 miles west of Duluth. The tribal headquarters are located at 1720 Big Lake Road near the City of Cloquet.

The Fond du Lac Reservation Business Committee is the Tribal Governing body. The Chairman and Secretary-Treasurer are elected at large. The three districts are Cloquet, where tribal headquarters are located, and the communities of Brookston and Sawyer. The reservation is a part of the Minnesota Chippewa Tribe. Criminal and some civil jurisdiction on the reservation were transferred to the State of Minnesota under Federal Law (PL-280). Other civil jurisdiction remains with the Tribe. In 1997, the Tribe was engaged in negotiations with the Federal Government to assume control of BIA programs under the Self-Governance Law. Conservation codes are enforced for the reservation and the 1854 Treaty area, by tribal game wardens and courts. The Tribe is a participant in the 1837 Treaty case. The Tribe has its own automobile license plates. Fond du Lac negotiated the first general revenue bond issued to an Indian tribe for funds to expand their clinic. The Tribe charges a license tax on major businesses located on the reservation.

The reservation is divided among four Minnesota public schools districts. The Tribe has a Head Start program and operates the Ojibwe School, K-12. Transportation to the school is provided for Duluth students. The unique Fond du Lac Tribal/Community College with a 150-bed dormitory is both a tribal college and a state community college.

This information was provided by the MN Indian Affairs Council. www.indianaffairs.state.mn.us/tribes.html

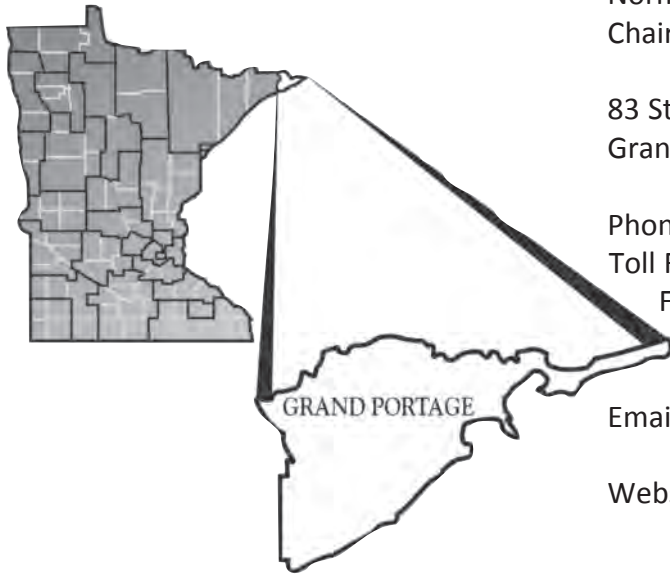


		NUMBER OF PEOPLE SERVED
PROGRAM ACTIVITY		
EMPLOYMENT		
D1	Employment & Training Services	65
D3	Youth Employment	8
EDUCATION		
L1	GED & Educational Services	42
L2	Literacy	95
HOUSING		
B1	Weatherization	6
B4	Other Conservation Services	95
B7	Energy Related Repairs	15
C1	Housing Grnts & Loans	6
C3	Home Repair / Rehabilitation	217
C7	Low-Income Housing Dvlp	6
EMERGENCY SERVICES		
B5	Energy Assistance	1,756
B6	Energy Crisis	435
B8	Fuel Fund	16
NUTRITION		
H1	Food Assistance	681
H6	Home Delivered Meals	165
H7	Congregate Meals	170
H9	USDA Commodity Assistance	40
LINKAGES		
E1	Transportation System	8,013
F1	Senior Oriented Services	30
K1	Information & Referral	4,235
SELF SUFFICIENCY		
J1	Head Start	214
OTHER		
A1	Community Development	56

The Fond du Lac Band of Lake Superior Chippewa has over 4,000 enrolled members of whom nearly 2,000 live on or near the Fond du Lac Reservation. Rather than funnel Minnesota Community Action funds into one or more direct services, the Fond du Lac Band chooses to leverage Community Action funding by using the funds to employ an economic development planner who works toward bettering the future of the sovereign nation by writing grant proposals and pursuing economic development initiatives for the Fond du Lac Band. Some recent successful examples include starting Fond du Lac Transit, a public transit service, developing Fond du Lac Supportive Housing, 24 units of permanent supportive housing for homeless families, building Fond du Lac Assisted Living, 10 units in a medical facility available to elders who need some assistance with day-to-day activities but do not require round-the-clock nursing care, and developing the proposed Fond du Lac Veterans Supportive Housing, which will be 10 units of permanent supportive housing for homeless veterans.

Fond du Lac Transit improves the access of residents and visitors to health care, shopping, education, recreation, public services, and employment. At Fond du Lac Supportive Housing, twenty-four families who were formerly homeless now have housing that includes the supportive services they need to establish and maintain housing stability. Ten elders who would have had to move away from the reservation to receive assisted living care now receive that care in the community at Fond du Lac Assisted Living. These initiatives directly benefit the low-income people of Fond du Lac, improve the conditions in which they live, and provide them with a stake in the community.

Grand Portage Reservation



Norman Deschampe
Chairman

83 Stevens Road, PO Box 428
Grand Portage, MN 55605

Phone: (218) 475-2822
Toll Free: (877) 797-2791
Fax: (218) 475-2531

Lisa Brickner, CSBG Contact
Email: lbrickner@grandportage.com

Website: www.grandportage.com

The Grand Portage Reservation is located in Cook County in the extreme northeast corner of Minnesota, approximately 150 miles from Duluth. It is bordered on the north by Canada, on the south and east by Lake Superior and on the west by Grand Portage State Forest.

The Grand Portage Reservation encompasses a historic fur trade site with spectacular Northwood's Lake Superior shoreline. The reservation extends about 18 miles along the lakeshore and from nine miles to a quarter mile inland. The community of Grand Portage is the location of the tribal buildings and home sites. Grand Marais is the closest city, 36 miles to the southwest, and Thunder Bay, Canada, is 37 miles to the north.

The Grand Portage Tribal Council is the governing body of the reservation and is a member of the Minnesota Chippewa Tribe (MCT). The Tribal Council consists of a Chairman, Vice Chairman, Secretary/Treasurer, Council man, and Council woman. In 1996, Grand Portage entered the Self-Governance Program by contracting to administer its own programs from the Bureau of Indian Affairs (BIA). The State of Minnesota is responsible for criminal and some civil jurisdictions. The Tribe established its own court in September 1997. It collects its own sales tax.

The Tribe, working with the local residents, the State, and the Environmental Protection Agency, established a Land Use Ordinance for the reservation that was approved in 1996. This ordinance designates areas of land use according to tribal priorities for wildlife habitat, timber production, and protection of the resources for recreational purposes. A primitive area had been set aside in an eastern portion of the reservation in 1956. The hunting and fishing rights of tribal members in the ceded lands of the 1854 Treaty are regulated under the Tribal Code and enforced by the 1854 Authority.

This information was provided by the MN Indian Affairs Council. www.indianaffairs.state.mn.us/tribes.html



	NUMBER OF PEOPLE SERVED
PROGRAM ACTIVITY	
EMPLOYMENT	
D1 Employment & Training Services	47
D3 Youth Employment	19
EDUCATION	
L1 GED & Educational Services	6
HOUSING	
B1 Weatherization	4
B7 Energy Related Repairs	3
C6 Rental Housing Assistance	67
C7 Low-Income Housing Dvlp	97
C9 Community Homeownership Ed	10
EMERGENCY SERVICES	
B5 Energy Assistance	121
B6 Energy Crisis	54
NUTRITION	
H1 Food Assistance	46
H3 Holiday Projects	170
H4 Women, Infants, Children (WIC)	37
H6 Home Delivered Meals	14
H7 Congregate Meals	39
H9 USDA Commodity Assistance	43
LINKAGES	
F1 Senior Oriented Services	40
SELF SUFFICIENCY	
J1 Head Start	19
J2 Child Care	25
J3 Child Care Administration	2
J4 At Risk Youth	40
J7 Youth Recreation	89
J8 Parenting	31
M1 Self Sufficiency	92
HEALTH	
I1 Health Care Aid (Non-Financial)	114
I2 Health Care Aid (Financial)	314
I3 Family Planning	3

The Grand Portage Band leverages Community Action funding to support the critical services provided by the Elderly Assistance Program and the Elderly Nutrition Program. These important programs help create a safe and healthy living environment for elders in the community. Minor home maintenance, transportation assistance, outings and other activities are some of the many services provided to elders under these funds. These activities promote the safety, security, and health of elders while keeping them active.

The Grand Portage Reservation also uses Community Action funding to support other critical self-sufficiency services such as emergency food, temporary shelter, clothing and utility assistance. Funds are also used to support the elders Christmas party and dinner. All of these in coordination with other programs address unmet needs and help promote increased self-reliance within the community. As in the case of one young woman with two small children. She had used every resource available to her for a few years until she could get on her feet. She was able to enroll in college to become a beautician, has acquired housing, and childcare. She now has a sense of pride and is looking forward to the future.

Heartland Community Action Agency



KANDIYOHI

Wilmar

MEEKER

Litchfield

RENVILLE

Olivia

MCLEOD

Glencoe

Joan A. Macik
Executive Director

200 Southwest 4th Street
Willmar, MN 56201

Phone: (320) 235-0850

TTY: (320) 235-8570

Toll Free: (800) 992-1710

Fax: (320) 235-7703

E-mail: joanm@heartlandcaa.org

Website: www.heartlandcaa.org

Results Oriented Management and Accountability - *Selected Outcomes*

Individual and Family Outcomes

Individuals who were unemployed and obtained a job.	122
Individuals who obtained safe and affordable housing needed to gain or retain employment and/or in support of family stability.	107
Households in tax preparation programs who obtained any Federal or State tax credit.	174
Amount of tax credits.	\$1,392,000
Household who demonstrate good or restored credit.	98
Children who participate in preschool activities to develop school readiness.	406
Parents who learn and exhibit improved parenting skills.	385

Community Outcomes

Number of community members mobilized by Community Action that participate in community revitalization and anti-poverty initiatives.	1,117
Number of volunteer hours donated to the agency.	20,743
Community Partnerships	251



	NUMBER OF PEOPLE SERVED
PROGRAM ACTIVITY	
INCOME MANAGEMENT	
M2 Budget Counseling	590
M4 Family Assets Indep MN (FAIM)	26
HOUSING	
B1 Weatherization	837
B7 Energy Related Repairs	418
C9 Community Homeownership Ed	27
EMERGENCY SERVICES	
B5 Energy Assistance	11,084
B6 Energy Crisis	3,133
B8 Fuel Fund	500
C10 Homeless Assistance	483
C11 Transitional Housing	47
G6 Donated Articles	31,039
G8 Crisis Intervention	240
NUTRITION	
H3 Holiday Projects	971
LINKAGES	
E3 Transportation Assistance	43
E4 Vehicle Program	52
K1 Information & Referral	6,726
K2 Outreach	27,005
K3 Advocacy Info / Education	441,376
K4 Contract Services	107
SELF SUFFICIENCY	
J1 Head Start	1,309
J8 Parenting	63
M1 Self Sufficiency	52

In the fall of 2011, the Executive Directors of Prairie Five Community Action Council, Western Community Action, Heartland Community Action and Southwestern MN Opportunity Council, met to discuss the long term future of Community Action in Southwest Minnesota.

Threats to the future of Community Action were identified, including: static or declining levels of annual funding coupled with static and or increasing levels of annual expense. Few options are available to significantly reduce current operating expenditures. Trends indicate that initiatives that are offered by a lesser number of grantees serving a larger geographic area and population density are favored.

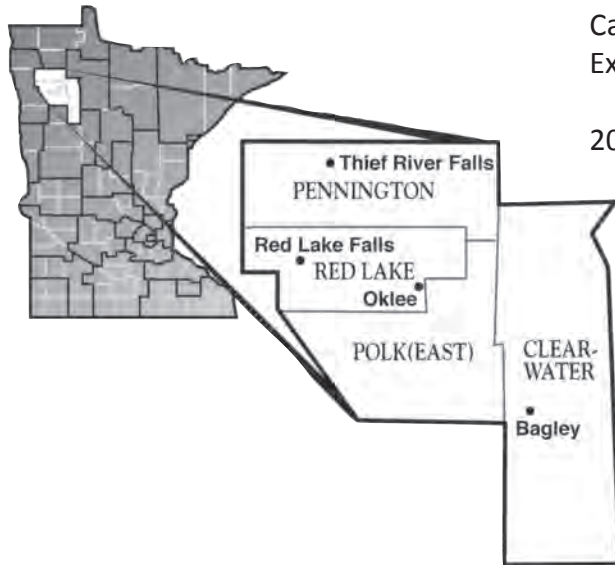
The Executive Directors agreed that the history of collaboration among and between four agencies, and contiguous geography and similarities of size, funding levels, program offerings, population, demographics, etc., create a unique opportunity for the four CAP's to plan and implement strategies that will enhance partnerships, position as a regional entity, and sustain the presence of Community Action in the region for the foreseeable future.

A planning grant was funded by the Blandin Foundation for a yearlong process to begin to identify operational practices and procedures that can be standardized among all four agencies. The outcome of this standardization will be to begin reshaping the four entities in a way that will embrace and adopt best practices, promote operational efficiencies, and maximize available resources. Standardization will enhance and promote the ability to operate and present ourselves as a regional applicant for current and new initiatives.

Additionally, program offerings were identified to determine which programs are commonly delivered, and how to partner to continue delivery in a way that shares costs, thereby increasing our efficiencies. Programs were identified that are not commonly delivered, and it will be determined if such programs can be replicated regionally in a manner that is effective and efficient to the extent they may defray operating costs across all agencies and/or produce an unrestricted revenue stream for participants.

In addition to the four Executive Director's, participants in the process include a steering committee and larger stakeholder group. Additional planning and action plan implementation is expected to continue past 2012.

Inter-County Community Council



Catherine Johnson
Executive Director

207 North Main Street
Oklee, MN 56742

Phone: (218) 796-5144
Toll Free: (888) 778-4008
Fax: (218) 796-5175

Email: cjohnson@intercountycc.org

Website: www.intercountycc.org

Results Oriented Management and Accountability - *Selected Outcomes*

Individual and Family Outcomes

Individuals who obtained safe and affordable housing needed to gain or retain employment and/or in support of family stability.	79
Individuals receiving emergency car or home repair.	149
Individuals who avert foreclosure and maintain home.	24
Children who participate in preschool activities to develop school readiness.	180

Community Outcomes

Safe and affordable housing units preserved or improved through construction, Weatherization or rehabilitation.	97
Accessible or increased educational and training placement opportunities that are available for low-income people in the community.	626
Number of community members mobilized by Community Action that participate in community revitalization and anti-poverty initiatives.	28
Number of volunteer hours donated to the agency.	15,352
Community Partnerships	343



	NUMBER OF PEOPLE SERVED
PROGRAM ACTIVITY	
EMPLOYMENT	
D3 Youth Employment	233
D6 Senior Employment Programs	24
INCOME MANAGEMENT	
M2 Budget Counseling	9
M4 Family Assets Indep MN (FAIM)	9
HOUSING	
B1 Weatherization	447
B3 MECS Audits	12
B4 Other Conservation Services	7
B7 Energy Related Repairs	419
C8 Community Housing Stabilization	6
EMERGENCY SERVICES	
B5 Energy Assistance	4,566
B6 Energy Crisis	1,418
B8 Fuel Fund	298
C10 Homeless Assistance	240
C11 Transitional Housing	4
G6 Donated Articles	73
NUTRITION	
H1 Food Assistance	346
LINKAGES	
K1 Information & Referral	12,710
K2 Outreach	19,892
K3 Advocacy Info / Education	3,182
K4 Contract Services	2
SELF SUFFICIENCY	
J1 Head Start	1,218
M5 Family Loan Fund	14

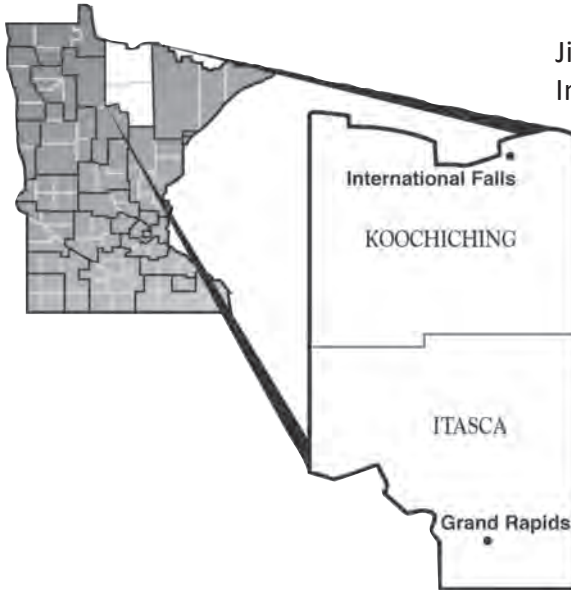
Inter-County Community Council is helping to bring low income households a free computer, have one-on-one computer training and offer the ability to purchase a reduced cost monthly internet rate. The goal of the project is to help rural communities compete and thrive in the broadband economy. Inter County hired a youth crew leader to facilitate and teach a work crew consisting of at-risk and income eligible youth workers (Workforce Investment Act and Minnesota Youth Program participants). The students (ages 14-21) clean and organize the donated computers testing parts and clear out the machines. They then load software on the computers.

Inter-County Community Council advertises the program, recruits households, takes applications, verifies income and completes needed reports and paperwork to document our progress. The computers are then given to eligible low income families. Students meet with the “customers” and demonstrate the computer programs. Low income households that live in 9 communities in the Northwest corner of Minnesota will have high speed broadband access through this innovative project.

This project combines resources from private foundation funding, private businesses while collaborating with at risk youth and community action. There is a three team approach in order to make the discounted internet possible. The local private cable company, a local member owned cooperative telephone company and a private sector telephone company are providing 1/3 of the cost of internet services to low income families. A Blandin Grant provides 1/3 of the cost and low income families pay the remaining third of the cost of the internet every month. CSBG funding is used to support the general administration of the Employment and Training program and staff. Inter-County Community Council also covers worker’s compensation for the youth that are working on this project.

The partnership which developed goals & guidelines included: Inter-County Community Council staff, the Blandin Foundation, the City of Thief River Falls, three internet providers, the Northwest Private Industry Council and the Northwest Regional Development Commission.

KOOTASCA Community Action



Jim Woehrle
Interim Executive Director

1213 Southeast 2nd Avenue
Grand Rapids, MN 55744-3984

Phone: (218) 327-2941
TTY: (800) 627-3529
Toll Free: (800) 422-0312
Fax: (218) 327-6733

Email: jimw@kootasca.org

Website: www.kootasca.org

Results Oriented Management and Accountability - *Selected Outcomes*

Individual and Family Outcomes

Individuals who were unemployed and obtained a job.	77
Individuals that obtain an increase in employment income and/or benefits.	106
Households receiving budget counseling and financial literacy services.	81
Individuals who avert foreclosure and maintain home.	12
Children who participate in preschool activities to develop school readiness.	242
Parents who learn and exhibit improved family functioning skills.	68

Community Outcomes

Safe and affordable housing units preserved or improved through construction, Weatherization or rehabilitation.	194
Number of community members mobilized by Community Action that participate in community revitalization and anti-poverty initiatives.	893
Number of volunteer hours donated to the agency.	39,705
Community Partnerships	321



	NUMBER OF PEOPLE SERVED
PROGRAM ACTIVITY	
EMPLOYMENT	
D1 Employment & Training Services	180
D3 Youth Employment	14
EDUCATION	
L1 GED & Educational Services	14
L2 Literacy	317
INCOME MANAGEMENT	
M2 Budget Counseling	81
M4 Family Assets Indep MN (FAIM)	11
HOUSING	
B1 Weatherization	429
B4 Other Conservation Services	10
B7 Energy Related Repairs	755
C1 Housing Grnts & Loans	13
C3 Home Repair / Rehabilitation	339
C5 Small Cities Dvlp. Grnts (SCDG)	64
C8 Community Housing Stabilization	7
C9 Community Homeownership Ed	83
EMERGENCY SERVICES	
B5 Energy Assistance	3,834
B6 Energy Crisis	1,636
C10 Homeless Assistance	203
C11 Transitional Housing	25
E1 Transportation System	
E3 Transportation Assistance	31
K1 Information & Referral	9,334
K3 Advocacy Info / Education	109
SELF SUFFICIENCY	
J1 Head Start	317
J8 Parenting	68
J10 Crisis Nursery	60

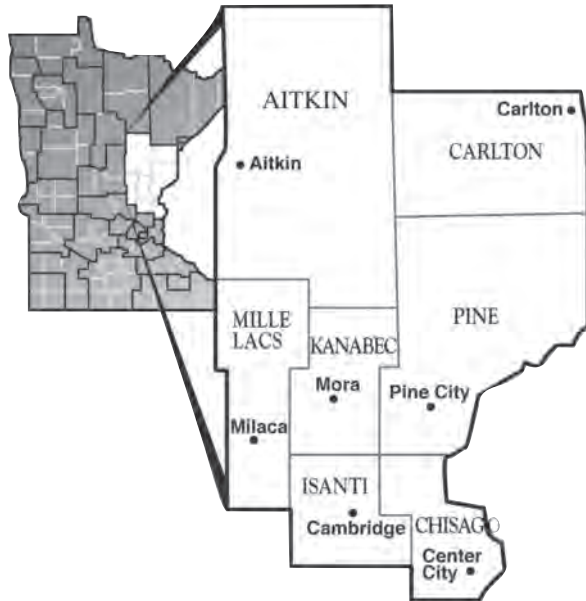
In 2012 the Minnesota Community Action Partnership's "Allies in Action" award went to Alana Hughes from Itasca County. KOOTASCA Community Action was honored to nominate Alana as someone who exemplifies the spirit of Community Action.

Alana is a former Head Start parent who teaches her children to give back to those less fortunate. At one point in her life she was underemployed, under educated and had no vehicle. Finding her career path to work with people occurred when she was hired as an AmeriCorps Outreach Coordinator promoting Early Literacy. Through AmeriCorps she was awarded an educational scholarship and used it to complete her BA degree in psychology from Bemidji State University where she graduated in May, 2012.

Alana participated in KOOTASCA's Circles of Support program. She attributes her success to supportive community volunteers and achievable goals. Her achievements include: earning a vehicle from the Circles of Support's Wheels to Work program; Alana also participated in the Blandin Foundation's leadership training, "Leaders Partnering to End Poverty". She created a spending plan, reduced debt, improved her credit, and opened a savings account with FAIM dollars.

Alana also attended KOOTASCA's Homestretch/Home Buyer classes, and in September 2011 she became a home owner using her FAIM dollars for down payment and closing costs. As a result of her hard work she was able to upgrade her vehicle by securing a car loan using her own credit. Today she continues to inspire and encourage others to get involved and shares her experiences. Alana serves on the board of directors for Second Harvest Food Bank and Habitat for Humanity. Alana also volunteers at her children's schools.

Lakes & Pines Community Action Council



Robert Benes
Executive Director

1700 Maple Avenue East
Mora, MN 55051-1227

Phone: (320) 679-1800
Toll Free: (800) 832-6082
TTY: (320) 679-1800
Fax: (320) 679-4139

Email: lap@lakesandpines.org

Website: www.lakesandpines.org

Results Oriented Management and Accountability - *Selected Outcomes*

Individual and Family Outcomes

Individuals who were unemployed and obtained a job.	348
Individuals who obtained safe and affordable housing needed to gain or retain employment and/or in support of family stability.	1,062
Households in tax preparation programs who obtained any Federal or State tax credit.	288
Amount of tax credits.	\$412,962
Individuals who avert foreclosure and maintain home.	35
Children who participate in preschool activities to develop school readiness.	550

Community Outcomes

Safe and affordable housing units preserved or improved through construction, Weatherization or rehabilitation.	424
Number of community members mobilized by Community Action that participate in community revitalization and anti-poverty initiatives.	878
Number of volunteer hours donated to the agency.	32,297
Community Partnerships	230

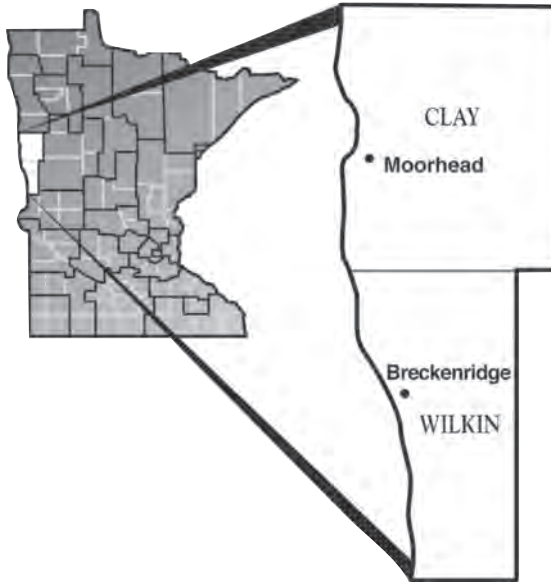


	NUMBER OF PEOPLE SERVED
PROGRAM ACTIVITY	
EMPLOYMENT	
D1 Employment & Training Services	348
D6 Senior Employment Programs	1
EDUCATION	
L1 GED & Educational Services	47
INCOME MANAGEMENT	
M3 Tax Aid	288
HOUSING	
B1 Weatherization	1,261
B3 MECS Audits	678
B4 Other Conservation Services	678
B7 Energy Related Repairs	1,750
C1 Housing Grnts & Loans	35
C5 Small Cities Dvlp. Grnts (SCDG)	61
EMERGENCY SERVICES	
B5 Energy Assistance	26,544
B6 Energy Crisis	13,366
B8 Fuel Fund	237
C10 Homeless Assistance	6,682
G1 Emergency Family Services	246
G8 Crisis Intervention	598
NUTRITION	
H1 Food Assistance	38
H5 Gardening	2,502
LINKAGES	
E3 Transportation Assistance	432
K1 Information & Referral	14,243
K2 Outreach	15,973
K3 Advocacy Info / Education	265,164
SELF SUFFICIENCY	
J1 Head Start	550
J2 Child Care	121
J4 At Risk Youth	106
J6 Child Care Resource Referral	121
J8 Parenting	73
M1 Self Sufficiency	7,664
M5 Family Loan Fund	141

Lakes & Pines was the host site of two Financial Literacy Coaches through the Minnesota Opportunity Corps this past year. The Financial Literacy Coaches provided one on one budget counseling sessions with various Lakes & Pines program participants and made several community connections teaching financial fitness throughout the seven county area at Pine Technical College, area Employment & Training Centers and for local employers.

The Financial Literacy Coaches were instrumental in assisting Lakes & Pines with the implementation of the Financial Literacy Program, not only by delivering community classes and conducting budgeting sessions, but also by delivering the Four Cornerstones of Financial Literacy to Lakes & Pines staff and helping staff trainers become accustomed to conducting classes themselves. As a result, Lakes & Pines will be able to continue to deliver Financial Literacy education to clients and community members in the absence of the coaches as they conclude their service. The two also participated in the Community Mentorship Program through the University of Minnesota Extension to deliver a "Teens and Money" class to teens in Chisago County.

Lakes & Prairies Community Action Partnership



Joseph P. Pederson
Executive Director

715 - 11th Street North
Suite 402
Moorhead MN 56560

Phone: (218) 299-7000
Toll Free: (800) 452-3646
Fax: (218) 299-7547

Email: joep@lakesandprairies.net

Website: www.lakesandprairies.net

Results Oriented Management and Accountability - *Selected Outcomes*

Individual and Family Outcomes

Individuals who were unemployed and obtained a job.	69
Individuals that have obtained pre-employment skills/competencies required for employment and received certificate or diploma.	5,623
Individuals who obtained safe and affordable housing needed to gain or retain employment and/or in support of family stability.	389
Households in tax preparation programs who obtained any Federal or State tax credit.	778
Amount of tax credits.	\$1,673,689
Children who participate in preschool activities to develop school readiness.	302
Parents who learn and exhibit improved parenting skills.	517

Community Outcomes

Number of community members mobilized by Community Action that participate in community revitalization and anti-poverty initiatives.	811
Number of volunteer hours donated to the agency.	49,232
Community Partnerships	290



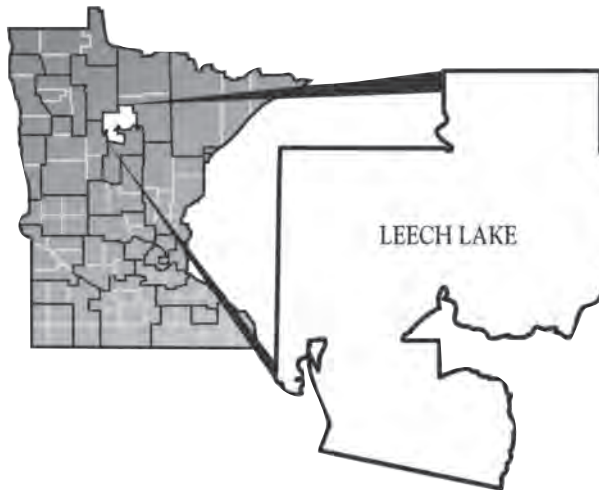
	NUMBER OF PEOPLE SERVED
PROGRAM ACTIVITY	
INCOME MANAGEMENT	
M2 Budget Counseling	446
M3 Tax Aid	1,254
M4 Family Assets Indep MN (FAIM)	26
HOUSING	
B1 Weatherization	30
C3 Home Repair / Rehabilitation	114
C9 Community Homeownership Ed	5
EMERGENCY SERVICES	
B5 Energy Assistance	220
C10 Homeless Assistance	594
C11 Transitional Housing	27
G1 Emergency Family Services	160
G3 Abuse & Neglect Services	409
G6 Donated Articles	37
NUTRITION	
H1 Food Assistance	1,768
H3 Holiday Projects	320
LINKAGES	
E1 Transportation System	
E3 Transportation Assistance	102
F1 Senior Oriented Services	670
K1 Information & Referral	10,937
K2 Outreach	2,536
K3 Advocacy Info / Education	912
K4 Contract Services	50
SELF SUFFICIENCY	
J1 Head Start	312
J6 Child Care Resource Referral	4,769
J8 Parenting	535
M1 Self Sufficiency	265

A family of 4 consisting of Mom, Dad and 2 children ages 8 and 11 came to Lakes & Prairies CAP to request housing assistance. When they came they were staying at a local shelter and had been in the Fargo-Moorhead area for almost a year. During that time, they had stayed at various shelters and in their car. Prior to this they had lived outstate where Dad had lost his job and struggled to find steady work and Mom was unable to work due to multiple medical issues. They lost their apartment and had been doing the best they could to keep a roof over the kids' heads by staying with friends, in homeless shelters, in their vehicle, and in apartment building stairwells. They heard that there were jobs and a good clean community in Moorhead from a relative who lived in the area, so the family came for a new start and to give their kids stability. At the time they entered Lakes & Prairies Transitional Housing program, they had been homeless for nearly 6 years.

Lakes & Prairies staff helped this family locate an apartment with a landlord who was willing to overlook their lack of positive rental history. The Mom was finally able to receive the medical treatment she needed, and applied for Social Security Disability to help supplement the family income when it was determined that her condition was chronic and she was physically unable to work. Dad started working with a local employment agency and got placed in a temporary position with the city doing grounds keeping. After 3 months he was hired on full time in a permanent capacity. The children were able to stay in the same school district for 2 full school years and are flourishing in their stable environment.

After 2 years on the Transitional Housing program, this household has Dad employed full time in a good paying job, mom receiving social security disability, kids doing well in school, and the family is now over the income eligibility for all housing and social service programs. They are now participating in the Family Assets for Independence in Minnesota (FAIM) program and are saving for the purchase of their first home. This family has truly gone from barely surviving to fully thriving through the programs at Lakes & Prairies Community Action Partnership.

Leech Lake Band of Ojibwe



Steven White
Executive Director

6530 US Highway 2 NorthWest
Cass Lake, MN 56633

Phone: (218) 335-8200
Fax: (218) 335-8330

Sally Fineday, CSBG Contact
Email: sally.fineday@llojibwe.com

Website: www.llojibwe.com

The Leech Lake Reservation is located in north central Minnesota in the counties of Beltrami, Cass, Hubbard, and Itasca. The tribal headquarters is in Cass Lake, Minnesota.

Located along US Highway 2, the reservation is southeast of Bemidji with Walker just outside on the southwest corner. Cass Lake is the largest community within the reservation. Eleven communities make up the reservation. In addition to Cass Lake, there are Ball Club, Bena, Inger, Onigum, Mission, Pennington, Smokey Point, Sugar Point, and Oak Point. Oak Point was renamed in 1995.

The Leech Lake Tribal Council is the governing body with their offices in Cass Lake and is a member of the Minnesota Chippewa Tribe. In the early 1990's, the Tribe contracted with the BIA to operate programs under self-governance procedures as one of the second groups of ten tribes allowed into the pilot project. The State is responsible for criminal and some civil jurisdiction over Indians on the reservation.

The smaller communities have facilities for community events and services such as medical clinics and programs for elders. The people have organized their own community councils to give a political voice to their concerns. Health services are provided at the IHS hospital and clinic in Cass Lake and clinics in the other communities. If care that is more extensive is needed, the hospitals in neighboring cities are used. The Tribe operates a halfway house and an ambulance service, however, fire protection is from neighboring communities. In 1995, the Tribe began a burial insurance program for all enrolled members.

Education and programs for children are provided by two tribally run childcare facilities, Head Start programs in seven communities and the K-12 Bug-O-Nay-Ge-Shig tribal school. The Tribe sponsors and provides funding for the Leech Lake Tribal College that began in 1990. The college is located in Cass Lake and offers AA degrees with credits transferable to Bemidji State University and other higher education institutions.

This information was provided by the MN Indian Affairs Council. www.indianaffairs.state.mn.us/tribes.html



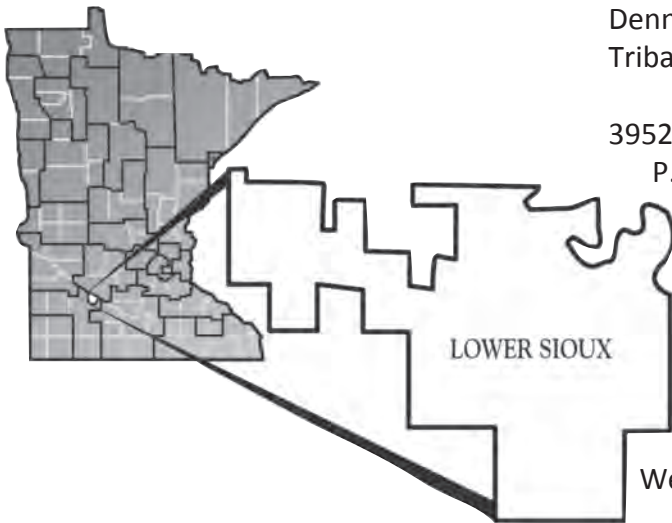
	NUMBER OF PEOPLE SERVED
PROGRAM ACTIVITY	
EMPLOYMENT	
D1 Employment & Training Services	300
D3 Youth Employment	75
EDUCATION	
L1 GED & Educational Services	123
L2 Literacy	200
INCOME MANAGEMENT	
M2 Budget Counseling	92
HOUSING	
B1 Weatherization	50
B7 Energy Related Repairs	54
C3 Home Repair / Rehabilitation	90
C6 Rental Housing Assistance	8
EMERGENCY SERVICES	
B5 Energy Assistance	1,329
B8 Fuel Fund	1
C10 Homeless Assistance	5
G1 Emergency Family Services	74
G6 Donated Articles	35
NUTRITION	
H1 Food Assistance	153
H6 Home Delivered Meals	479
H7 Congregate Meals	232
H9 USDA Commodity Assistance	5,000
LINKAGES	
E3 Transportation Assistance	870
E4 Vehicle Program	2
F1 Senior Oriented Services	45
SELF SUFFICIENCY	
J1 Head Start	230
J4 At Risk Youth	375
J7 Youth Recreation	325
HEALTH	
I1 Health Care Aid (Non-Financial)	511
I2 Health Care Aid (Financial)	42

Within the Leech Lake Band of Ojibwe's Reservation many tribal members are economically insecure. Some of the main concerns that come before the Tribal Referral Program are elderly and persons with disabilities or parents who have children that are disabled and need some form of economic assistance. Many tribal members struggle day to day since their incomes are very limited because they are retired, cannot work because of a disability, or must stay home to take care of their disabled child or elder.

In 2012 the Reservation suffered from a huge wind storm that widely impacted the Leech Lake tribal citizens in many different ways. It left many without electricity for several days that caused a shortage of food and water. Many members experienced damage to their homes, cars, and personal property.

The Leech Lake Tribal Referral Program received many requests for assistance with electricity, heating, rental assistance, food shortage, and auto repairs so clients were able to access medical assistance and make appointments. Although the Tribal Referral Program is limited and much of the work includes working directly with Tribal Council members daily to help their constituents with their needs due to poverty, the Tribal Referral's goal is to provide solutions to meet the issues of the tribal members of the Leech Lake Band of Ojibwe.

Lower Sioux Indian Community



Denny Prescott
Tribal Council President

39527 Reservation Highway 1
P.O. Box 308
Morton, MN 56270

Phone: (507) 697-6185

Loretta Dixon, CSBG Contact
Email: loretta.dixon@lowersioux.com

Website: www.lowersioux.com

The Lower Sioux Indian Community is located on the south side of the Minnesota River at the site of the U.S. Indian Agency and the Bishop Whipple Mission, a part of the original reservation established in the 1851 Treaty. It is in Redwood County, two miles south of Morton and six miles east of Redwood Falls. Across the river is the Birch Coulee battle site of the 1862 Sioux War. The Community, for purposes of determining membership and qualifying for some services, has a service area 10 miles beyond the actual trust lands.

The Lower Sioux Community Council is elected and operates under an IRA constitution. The State exercises criminal and some civil jurisdiction on the reservation. The tribal court was organized in 1993. It deals with civil cases including contract law and workers' compensation cases as well as tribal governance matters. Social programs and community health services are administered by the Tribe, funded by various governmental programs and the Tribe. Tribally funded health insurance policies cover the medical costs for resident members as well as tribal and casino employees.

Redwood Falls and Cedar Mountain are the public schools for the community Indian children. In response to parental concern about their children's education, an Indian Education Tribal Liason is in each school to assist Indian students. The Tribe provides financial help to any member wishing to get further education beyond high school.

This information was provided by the MN Indian Affairs Council. www.indianaffairs.state.mn.us/tribes.html



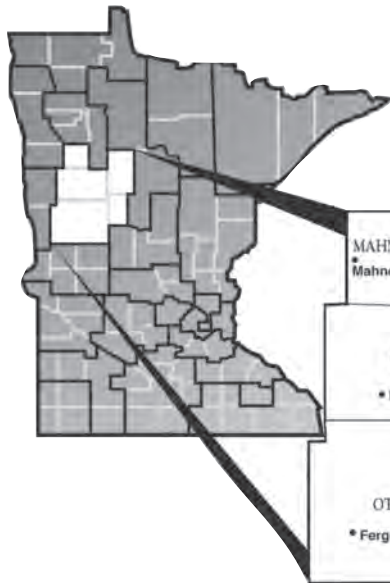
PROGRAM ACTIVITY		NUMBER OF PEOPLE SERVED
EMPLOYMENT		
D1	Employment & Training Services	300
D3	Youth Employment	25
EDUCATION		
L1	GED & Educational Services	30
L2	Literacy	50
L4	Adult Basic Education (ABE)	30
NUTRITION		
H1	Food Assistance	100
H6	Home Delivered Meals	148
H7	Congregate Meals	232
LINKAGES		
E1	Transportation System	
E3	Transportation Assistance	870
F1	Senior Oriented Services	45
SELF SUFFICIENCY		
J1	Head Start	230
J4	At Risk Youth	375
J7	Youth Recreation	325

The Lower Sioux Indian Community is a federally recognized Indian tribe located in south central Minnesota in Redwood County, approximately two miles south of Morton. The Community Center is located on the southern bluffs of the Minnesota River valley.

Approximately 145 families live on 1,743 acres of tribal land. A total tribal population of 1,070 resides throughout a 10-mile service area and beyond.

While “Lower Sioux” was the name given to our band and our homeland after treaties with the United States in 1851, members of the Lower Sioux Indian Community are part of the Mdewakanton Band of Dakota. The Dakota, which translates closely to “friend” or “ally” in our language, referred to our traditional Minnesota River Valley homeland as Cansa’yapi (where they marked the trees red). Pride in our history and our culture are the heart and spirit of everything we do.

Mahube-Otwa Community Action Partnership



Leah A. Pigatti
Executive Director

1125 West River Road
PO Box 747
Detroit Lakes, MN 56502-0747

Phone: (218) 847-1385
TTY: (800) 223-3131
Toll Free: (888) 458-1385
Fax: (218) 847-1388

Email: lpigatti@mahube.org

Website: www.mahube.org

Results Oriented Management and Accountability - *Selected Outcomes*

Individual and Family Outcomes

Individuals who were unemployed and obtained a job.	116
Individuals that obtain an increase in employment income and/or benefits.	126
Individuals who completed ABE, GED, or post-secondary education program and obtained certificate or diploma.	75
Individuals who obtained safe and affordable housing needed to gain or retain employment and/or in support of family stability.	1,118
Individuals who avert foreclosure and maintain home.	80
Children who participate in preschool activities to develop school readiness.	551
Parents who learn and exhibit improved parenting skills.	806

Community Outcomes

Number of community members mobilized by Community Action that participate in community revitalization and anti-poverty initiatives.	551
Number of volunteer hours donated to the agency.	113,598
Community Partnerships	729



PROGRAM ACTIVITY	NUMBER OF PEOPLE SERVED
EMPLOYMENT	
D1 Employment & Training Services	83
EDUCATION	
L1 GED & Educational Services	55
L2 Literacy	594
L3 English / Second Language (ESL)	44
L4 Adult Basic Education (ABE)	338
INCOME MANAGEMENT	
M2 Budget Counseling	686
M3 Tax Aid	15,283
M4 Family Assets Indep MN (FAIM)	30
HOUSING	
B1 Weatherization	1,059
B3 MECS Audits	163
B4 Other Conservation Services	135
B7 Energy Related Repairs	1,250
C6 Rental Housing Assistance	120
C8 Community Housing Stabilization	6
EMERGENCY SERVICES	
B5 Energy Assistance	19,370
B6 Energy Crisis	8,295
B8 Fuel Fund	243
C10 Homeless Assistance	1,046
C11 Transitional Housing	61
G1 Emergency Family Services	509
G3 Abuse & Neglect Services	113
G6 Donated Articles	2,319
G8 Crisis Intervention	653
NUTRITION	
H1 Food Assistance	7,511
H2 Community Services Food Pkgs	948
H3 Holiday Projects	2,458
H5 Gardening	2
LINKAGES	
E3 Transportation Assistance	240
E4 Vehicle Program	226
F1 Senior Oriented Services	3,500
F3 Chore Services	55
F5 Retired Senior Vol (RSVP)	754
K1 Information & Referral	77,076
K2 Outreach	19,604
K3 Advocacy Info / Education	18,735
K4 Contract Services	134
SELF SUFFICIENCY	
J1 Head Start	774
J2 Child Care	1,772
J6 Child Care Resource Referral	104
J8 Parenting	567
J9 Fatherhood Initiative	1,068
J10 Crisis Nursery	40
M1 Self Sufficiency	180
M5 Family Loan Fund	28
HEALTH	
I1 Health Care Aid (Non-Financial)	397
I2 Health Care Aid (Financial)	15
I3 Family Planning	1,458
OTHER	
A1 Community Development	10

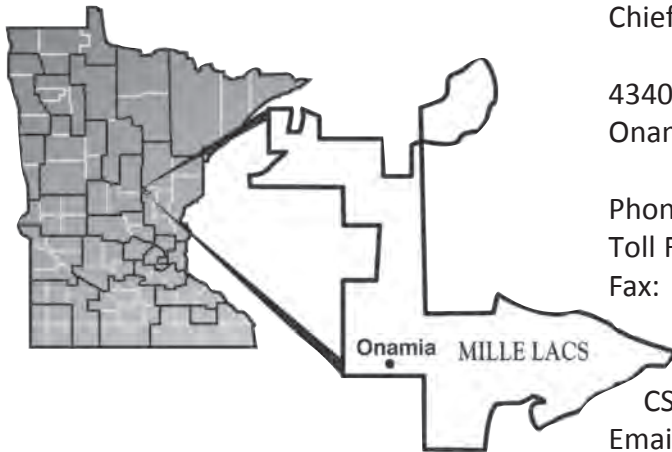
The growing numbers of senior citizens who need assistance to live independently has become acutely recognized as a result of two major local initiatives: 1) completion of the Community Needs Assessment in the five-county service area, and 2) requests from family members and community partners to access services for senior citizens who live in their own homes. A total of 28% of the population in the five-county area is age 55 or older; this is the fastest growing demographic in the area. A large number of this clientele do not have family, friends or close support systems that are able to assist them “age in place” nor do they have the financial resources to hire necessary “in home” care assistance.

In FY 2012, the Senior Chore/Home Maintenance program served 98 senior citizens who received 1,752 homemaking chore or home maintenance services in the three-county area of Mahnomens, Hubbard, and Becker Counties. Funding has also been received from partners and insurance reimbursement that will help sustain the program with only a small amount of funding from the Department of Human Services in the future. During the past year, \$97,664 has been received from health insurance reimbursement, \$17,104 has been received from client co-payments, \$8,664 has been received from Hubbard County Human Services, \$53,213 has been received from in-kind contributions, and the grant has paid \$14,759.30.

Since funding was recently received in July, 2012 to expand services in Otter Tail and Wadena Counties, outcomes have not yet been attained for residents living in that area. However the program will be replicated in those two counties with the expectation that next year, successful outcomes will be also be attained.

As of April 1, 2012, Mahube Community Council, inc. became Mahube-Otwa Community Action Partnership, Inc. This transition came about as a result of the Ottertail/Wadena Community Action Board of Directors making the decision to initiate a merger of service areas. Mahube-Otwa Community Action Partnership, Inc. is now the recognized Community Action Agency for the five-county area. The numbers provided here are a summary of the reports from the previously seperate agencies.

Mille Lacs Band of Ojibwe Indians



Melanie Benjamin
Chief Executive

43408 Odena Drive
Onamia, MN 56359

Phone: (320) 532-4181

Toll Free: (800) 709-6445

Fax: (320) 532-7505

Elysha Gellerman, Grants Director
CSBG Contact
Email: elysha.gellerman@millelacsband.com

Website: www.millelacsband.com

The Mille Lacs Reservation is located in east central Minnesota, 100 miles north of Minneapolis/St. Paul. The tribal headquarters is near Onamia, Minnesota.

Mille Lacs tribal government consists of executive, judicial and legislative branches. Mille Lacs is a member of the Minnesota Chippewa Tribe.

The executive branch is responsible for the management and development of all the programs within tribal government. A chief executive is elected for a 4-year term. The Administrative Policy Board (comprised of the commissioners of administration, education, natural resources, health and human services, and the assistant commissioner of administration) is responsible for budget development, personnel oversight and personnel policies.

The legislative branch is made up of the Band Assembly and the assistants of the Band Assembly members. The Band Assembly passes all laws, makes changes or amendments to tribal law, passes tribal resolutions and appropriates funds for all tribal programs.

The judicial branch is made up of the judges and officials of the Tribal Court. The court is headed by a chief justice, and also served by associate justices. Mille Lacs Tribal Law Enforcement Officials have concurrent jurisdiction in Mille Lacs County, meaning that tribal police have the authority to pursue charges either through County Court or Tribal Court.

This information was provided by the MN Indian Affairs Council. www.indianaffairs.state.mn.us/tribes.html



	NUMBER OF PEOPLE SERVED
PROGRAM ACTIVITY	
EMPLOYMENT	
D1 Employment & Training Services	200
D3 Youth Employment	85
EDUCATION	
L2 Literacy	175
INCOME MANAGEMENT	
M2 Budget Counseling	50
HOUSING	
B1 Weatherization	57
C1 Housing Grnts & Loans	117
C3 Home Repair / Rehabilitation	17
C7 Low-Income Housing Dvlp	52
C8 Community Housing Stabilization	57
EMERGENCY SERVICES	
B5 Energy Assistance	875
B6 Energy Crisis	70
C10 Homeless Assistance	40
G8 Crisis Intervention	151
NUTRITION	
H1 Food Assistance	430
H4 Women, Infants, Children (WIC)	180
H6 Home Delivered Meals	65
H7 Congregate Meals	175
LINKAGES	
K2 Outreach	50
SELF SUFFICIENCY	
J1 Head Start	125
J4 At Risk Youth	175
J7 Youth Recreation	175
J8 Parenting	325
M1 Self Sufficiency	100
M5 Family Loan Fund	120

In 2010, the Mille Lacs Band of Ojibwe (MLBO) suffered a string of deaths; six youth died as a result of drugs, alcohol, and gang related violence within a few short months. Out of grief and frustration, the community and government officials met to determine why youth had resorted to violence and substance abuse. Parents and guardians felt there was a lack of structured after school programming while many Elders felt youth were out of touch with the traditional teachings and the language in particular.

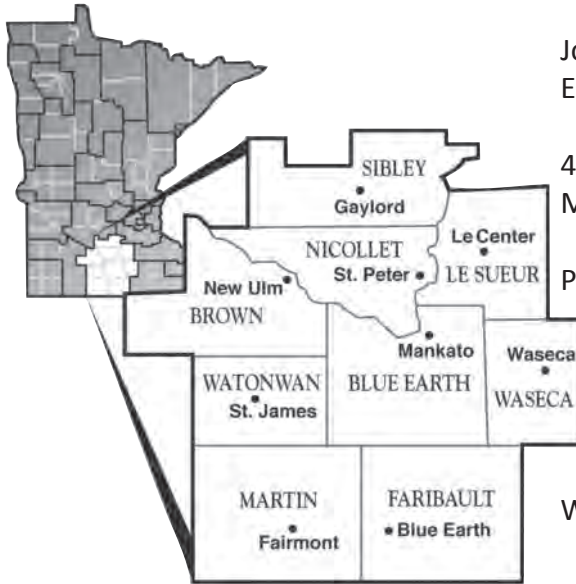
Government officials recognize that many Mille Lacs Band youth encounter socio-economic challenges that are compounded by racial inequities. As a result, MLBO youth are more vulnerable to alcohol and substance dependence, gang affiliation, high school drop-out, and teenage pregnancy. To address these issues, a culturally centered intervention program that focused on academic achievement and abstinence from drugs, alcohol, and adolescent sexual behavior would have to be integrated into the community.

The MLBO Department of Education chartered four Boys and Girls Club branches; one facility in two separate reservation districts, and two facilities in a third district. The target population is Native American youth (aged 5-18) residing in and around the Reservation, which spans over Aitkin, Crow Wing, Mille Lacs, and Pine counties. In its first year attendance grew from ten children per day per facility to well over 100 youth total per day. In 2012, program enrollment grew to 273 youth, of which, more than 230 youth attend regularly.

Staff members required participants to complete homework each day prior to engaging in the daily scheduled activities. Staff have gradually included cultural teachings into the programming with the hope to have an entirely Native focused approach. To date, youth have participated in cultural activities including archery, lacrosse, beadwork, and ceremonial dance. In addition to traditional practices, youth complete SMART Moves, an anti-drug, alcohol, and promiscuity assertiveness curriculum. Public health nurses and a prevention health specialist work with staff members to discuss the dangerous impacts of drugs and alcohol with youth; mental health therapists are also available to discuss issues related to historical trauma and depression.

The program's success has been indicated by the rise in attendance and retention, in academic performance and a decrease in injuries and deaths. In 2012, 100% of the participants advanced to the next grade level, compared to three students who had to repeat a grade in 2011. More than 50% of achieved Honor Roll success. Finally, and most importantly, there have been no juvenile deaths caused by drugs, alcohol or violence on the reservation in 2012.

Minnesota Valley Action Council



John T. Woodwick
Executive Director

464 Raintree Road
Mankato, MN 56001

Phone: (507) 345-6822

Toll Free: (800) 767-7139

Fax: (507) 345-2414

Email: john@mnavac.org

Website: www.mnavac.org

Results Oriented Management and Accountability - *Selected Outcomes*

Individual and Family Outcomes

Individuals who were unemployed and obtained a job.	586
Individuals who completed ABE, GED, or post-secondary education program and obtained certificate or diploma.	300
Households in tax preparation programs who obtained any Federal or State tax credit.	463
Amount of tax credits.	\$851,216
Children who participate in preschool activities to develop school readiness.	610
Parents who learn and exhibit improved parenting skills.	557

Community Outcomes

Safe and affordable housing units in the community preserved or improved through construction, Weatherization or rehabilitation achieve by Community Action.	890
Number of community members mobilized by Community Action that participate in community revitalization and anti-poverty initiatives.	641
Number of volunteer hours donated to the agency.	53,426
Community Partnerships	442



	NUMBER OF PEOPLE SERVED
PROGRAM ACTIVITY	
EMPLOYMENT	
D1 Employment & Training Services	573
D3 Youth Employment	266
D6 Senior Employment Programs	105
D7 FSET	59
INCOME MANAGEMENT	
M2 Budget Counseling	20
M3 Tax Aid	1,342
M4 Family Assets Indep MN (FAIM)	20
HOUSING	
B1 Weatherization	2,038
B3 MECS Audits	247
B7 Energy Related Repairs	911
C1 Housing Grnts & Loans	480
C3 Home Repair / Rehabilitation	12
C5 Small Cities Dvlp. Grnts (SCDG)	46
C6 Rental Housing Assistance	1,444
EMERGENCY SERVICES	
B5 Energy Assistance	17,203
B6 Energy Crisis	4,963
B8 Fuel Fund	674
C10 Homeless Assistance	915
G1 Emergency Family Services	105
G6 Donated Articles	53,534
LINKAGES	
E1 Transportation System	1,413
E3 Transportation Assistance	447
E4 Vehicle Program	592
SELF SUFFICIENCY	
J1 Head Start	667
J8 Parenting	601
M1 Self Sufficiency	1,319

Every Year, MVAC recognizes people who have attained great strides in their move to self-reliance. This is Rhonda's Achiever Award story:

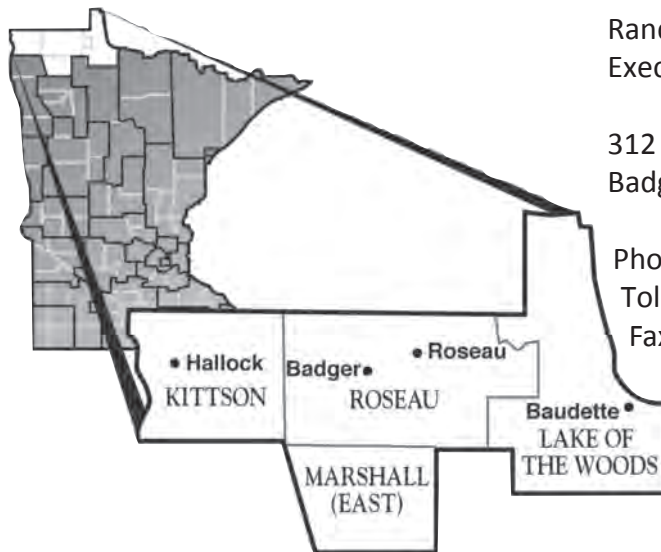
Rhonda is a very bright, articulate & energetic person. This was evident from her first meeting to discuss the Dislocated Worker program in the fall of 2009. After a mass lay-off at the Aerospace plant, Rhonda met with MVAC staff and completed career assessments and researched the labor market. The research and assessments indicated that going to school to pursue nursing would be a good move for Rhonda's self-reliance goals.

Rhonda had six children, one of whom was born with a medical condition which required in home care by nurses. This circumstance provided Rhonda the ability to observe the care provided to her daughter, which provided Rhonda the opportunity to realize that "hey, I can do that" and reinforce her belief that she too will become a nurse one day.

Rhonda began taking classes at South Central College in Mankato, an hour commute for her, one way, pursuing a nursing degree. In her first semester she dove in taking difficult classes in chemistry & medical terminology. Rhonda earned a perfect 4.0 GPA all the while caring for her husband and their six children. Then, the unthinkable happened. On a Sunday in November of 2010, one of Rhonda's children died in her sleep. It was an emotionally challenging time to prepare for a memorial service and bury your child. When asked if she needed some time away from school, Rhonda refused and stayed focused on her education and her drive to economic health. Rhonda stayed on course and despite the tragedy retained her 4.0 GPA. Rhonda completed her nursing degree in June 2011, with honors. She was inducted into the Phi Theta Kappa Honor Society and elected to Who's Who among students in American Universities & Colleges.

In July 2011, Rhonda was licensed as a Practical Nurse in the State of Minnesota. Since then, Rhonda has earned her RN degree and is currently working in her degreed field of study.

Northwest Community Action



Randy Nordin
Executive Director

312 North Main Street
Badger, MN 56714

Phone: (218) 528-3258

Toll Free: (800) 568-5329

Fax: (218) 528-3259

Email: ranordin@nwcaa.org

Website: www.nwcaa.org

Results Oriented Management and Accountability - *Selected Outcomes*

Individual and Family Outcomes

Individuals who were unemployed and obtained a job.	50
Individuals that obtain an increase in employment income and/or benefits.	495
Individuals who obtained safe and affordable housing needed to gain or retain employment and/or in support of family stability.	372
Individuals who avert foreclosure and maintain home.	62
Children who participate in preschool activities to develop school readiness.	316
Parents who learn and exhibit improved parenting skills.	316

Community Outcomes

Safe and affordable housing units in the community preserved or improved through construction, Weatherization or rehabilitation achieve by Community Action.	497
Number of community members mobilized by Community Action that participate in community revitalization and anti-poverty initiatives.	494
Number of volunteer hours donated to the agency.	46,200
Community Partnerships	579



	NUMBER OF PEOPLE SERVED
PROGRAM ACTIVITY	
EDUCATION	
L1 GED & Educational Services	4
INCOME MANAGEMENT	
M2 Budget Counseling	220
M3 Tax Aid	212
M4 Family Assets Indep MN (FAIM)	19
HOUSING	
B1 Weatherization	152
B4 Other Conservation Services	357
B7 Energy Related Repairs	694
C1 Housing Grnts & Loans	29
C5 Small Cities Dvlp. Grnts (SCDG)	22
C8 Community Housing Stabilization	82
C9 Community Homeownership Ed	56
EMERGENCY SERVICES	
B5 Energy Assistance	4,751
B6 Energy Crisis	2,029
B8 Fuel Fund	552
C10 Homeless Assistance	201
C11 Transitional Housing	1
G6 Donated Articles	563
G8 Crisis Intervention	93
NUTRITION	
H1 Food Assistance	300
H3 Holiday Projects	375
H6 Home Delivered Meals	5
LINKAGES	
E3 Transportation Assistance	110
K1 Information & Referral	5,120
K2 Outreach	2,520
K3 Advocacy Info / Education	2,065
K4 Contract Services	80
SELF SUFFICIENCY	
J1 Head Start	316
J4 At Risk Youth	122
J7 Youth Recreation	122
J9 Fatherhood Initiative	316
M1 Self Sufficiency	201
HEALTH	
I2 Health Care Aid (Financial)	65
OTHER	
A1 Community Development	32

Under the Resident Opportunities and Self Sufficiency Grant the Agency provided assistance to an elderly client who had lived in Crookston most of her life. This client moved from Crookston to a neighboring community to reside in a public housing unit. This client did not drive and basically became a shut-in, relying on friends and family to pick up necessities (such as food and medicines) for her.

Case management workers began working with this individual and were able to arrange to have the area public transit provider transport her to Crookston to purchase necessities and make medical appointments. For the first several months these arrangements were made by the case manager, but soon the client was able to make these arrangements on her own and has continued to do so. This client's access to transportation occurred because Northwest Community Action was able to provide case management services.

In addition to the transportation, during case management visits it became evident that the client was eligible and not receiving SNAP benefits. Case management workers assisted in completing the application and assisting in the telephone interview. Once the client received benefits the case worker showed her how to use her EBT card. The client, as a result of these services, has learned how to make the necessary arrangements with the transit provider and is now comfortable using her EBT card. This has made her much more independent and self-sufficient.

Olmsted Community Action Program



Mina Wilson
Executive Director

2117 Campus Drive Southeast, Suite 100
Rochester, MN 55904

Phone: (507) 328-6333
Fax: (507) 328-6339

Email: wilson.mina@co.olmsted.mn.us

Website: www.co.olmsted.mn.us/cs/fsa/cap/Pages/default.aspx

Results Oriented Management and Accountability - *Selected Outcomes*

Individual and Family Outcomes

Individuals who obtained safe and affordable housing needed to gain or retain employment and/or in support of family stability.	43
Households enrolled in MinnesotaCare or other health insurance programs.	224
Households in tax preparation programs who obtained any Federal or State tax credit.	27
Amount of tax credits.	\$52,194

Community Outcomes

Number of community members mobilized by Community Action that participate in community revitalization and anti-poverty initiatives.	100
Number of volunteer hours donated to the agency.	438
Community Partnerships	43



	NUMBER OF PEOPLE SERVED
PROGRAM ACTIVITY	
INCOME MANAGEMENT	
M2 Budget Counseling	23
M4 Family Assets Indep MN (FAIM)	23
EMERGENCY SERVICES	
C10 Homeless Assistance	81
G6 Donated Articles	2,249
G8 Crisis Intervention	207
LINKAGES	
K1 Information & Referral	8,754
K2 Outreach	159
K3 Advocacy Info / Education	7,540
K4 Contract Services	2,541
SELF SUFFICIENCY	
M1 Self Sufficiency	375

In June 2012, Olmsted Community Acton Program learned from customers seeking 1st month's rent and/or deposit that an apartment complex with approximately 60 affordable apartments had evicted all of their tenants within a two month period in order to remodel into student housing. This had a devastating effect for these families. There were many large families in this complex with a majority of them Somali. Many had English as a second language and some spoke no English. Families were concerned about youth who were anxious about the dilemma of changing schools.

Olmsted Community Action Program met with community resources to discuss how to help the displaced families. Southeastern Minnesota Legal Services, the Continuum of Care coordinator, The Salvation Army, youth liaison from the school district and the Somali Community Resettlement Agency met. Discussion focused on how to assist families in a relocation effort. It was determined that an informational meeting with the families and agencies that could coordinate efforts and combine resources.

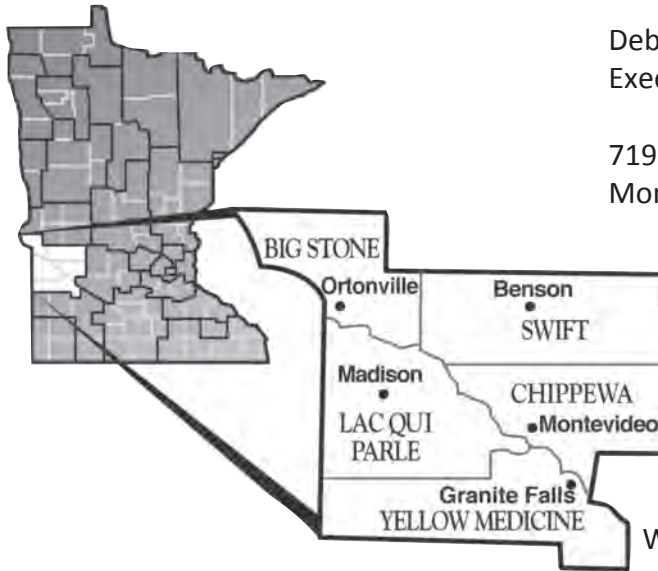
This Committee coordinated with the Homeless Community Network team. Flyers were distributed to every apartment in the complex with the assistance of several agencies. Information was provided in a variety of community locations including the local social services office and financial assistance office.

Olmsted Community Action Program, Olmsted County Family Support and Assistance, Rochester School District #535, The Salvation Army, Southeastern Minnesota Regional Legal Services, Housing and Redevelopment Authority, Homeless Services team and interpreters were available to provide information and assistance. The meeting lasted 4 hours and served approximately 30 people. The majority of these families did not speak English. Families had many questions and concerns that were addressed in one meeting. Interpreting services were provided. Families found the meeting helpful, and it gave them a sense of direction.

Phone calls were made to local management companies and apartment complexes to see who might have affordable apartments in Rochester. Apartments were limited. Neighboring towns were checked for housing. The families were frustrated with the thought of moving to neighboring towns away from the support of friends and families. They had thought they were secure in their living arrangements and did not want their children to have to change schools. They commented that their children had many life changes already and wanted stability. Olmsted Community Action Program gave them hope and many resources to call upon.

In the end, the collaboration provided information and assistance to all who attended. Some of the families were able to obtain housing while at the meeting. Others were given assistance and resources in their housing search. Olmsted Community Action Program assisted 8 households with CSBG funding for first month's rent and/or deposit for stable housing.

Prairie Five Community Action Council, Inc.



Debra J. Larson
Executive Director

719 North 7th Street
Montevideo, MN 56265-0159

Phone: (320) 269-6578
TTY: (320) 269-6988
Toll Free: (800) 292-5437
Fax: (320) 269-6570

Email: debp5@willmarnet.com

Web Site: www.prairiefive.com

Results Oriented Management and Accountability - *Selected Outcomes*

Individual and Family Outcomes

Households in tax preparation programs who obtained any Federal or State tax credit.	381
Amount of tax credits.	\$251,658
Individuals who receive emergency car or home repair.	276
Children who participate in preschool activities to develop school readiness.	274
Parents who learn and exhibit improved parenting skills.	119

Community Outcomes

Safe and affordable housing units in the community preserved or improved through construction, Weatherization or rehabilitation achieve by Community Action.	289
Number of community members mobilized by Community Action that participate in community revitalization and anti-poverty initiatives.	1,850
Number of volunteer hours donated to the agency.	51,794
Community Partnerships	136



		NUMBER OF PEOPLE SERVED
PROGRAM ACTIVITY		
EDUCATION		
L2	Literacy	1
L3	English / Second Language (ESL)	2
INCOME MANAGEMENT		
M2	Budget Counseling	60
M3	Tax Aid	381
HOUSING		
B1	Weatherization	511
B3	MECS Audits	63
B7	Energy Related Repairs	273
C1	Housing Grnts & Loans	2
C5	Small Cities Dvlp. Grnts (SCDG)	58
EMERGENCY SERVICES		
B5	Energy Assistance	6,393
B6	Energy Crisis	1,791
B8	Fuel Fund	624
C10	Homeless Assistance	130
C11	Transitional Housing	100
G1	Emergency Family Services	7
G3	Abuse & Neglect	31
G6	Donated Articles	126,316
G8	Crisis Intervention	208
NUTRITION		
H1	Food Assistance	9,971
H2	Community Services Food Pkgs	2,990
H3	Holiday Projects	1,445
H5	Gardening	16
H6	Home Delivered Meals	330
H7	Congregate Meals	2,067
LINKAGES		
E1	Transportation System	5,865
E3	Transportation Assistance	2,724
F1	Senior Oriented Services	884
F6	Senior Companion / Foster Grprnt	114
K1	Information & Referral	17,867
K2	Outreach	17,545
K3	Advocacy Info / Education	18,975
SELF SUFFICIENCY		
J1	Head Start	274
J2	Child Care	128
J6	Child Care Resource Referral	7,653
J8	Parenting	55
J9	Fatherhood Initiative	75
M1	Self Sufficiency	75
OTHER		
		1 Event with 14 Vendors and 200 Attendees
A5	Cottage Industries	

In the fall of 2011, the Executive Directors of Prairie Five Community Action Council, Western Community Action, Heartland Community Action and Southwestern MN Opportunity Council, met to discuss the long term future of Community Action in Southwest Minnesota.

Threats to the future of Community Action were identified, including: static or declining levels of annual funding coupled with static and or increasing levels of annual expense. Few options are available to significantly reduce current operating expenditures. Trends indicate that initiatives that are offered by a lesser number of grantees serving a larger geographic area and population density are favored.

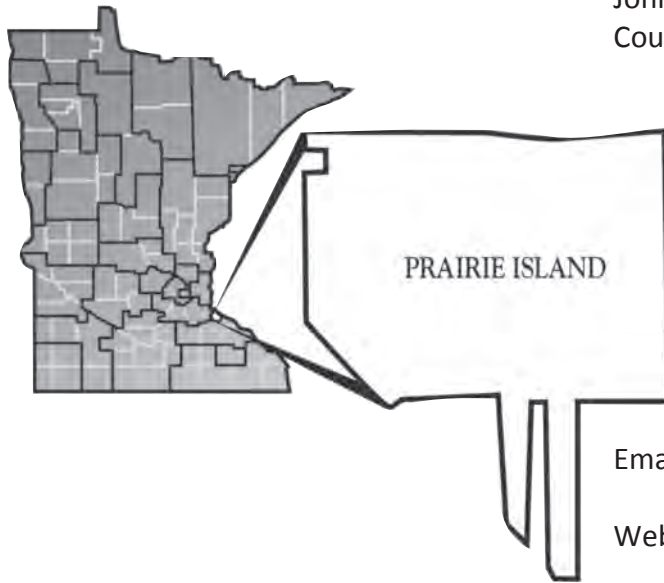
The Executive Directors agreed that the history of collaboration among and between four agencies, and contiguous geography and similarities of size, funding levels, program offerings, population, demographics, etc., create a unique opportunity for the four CAP's to plan and implement strategies that will enhance partnerships, position as a regional entity, and sustain the presence of Community Action in the region for the foreseeable future.

A planning grant was funded by the Blandin Foundation for a yearlong process to begin to identify operational practices and procedures that can be standardized among all four agencies. The outcome of this standardization will be to begin reshaping the four entities in a way that will embrace and adopt best practices, promote operational efficiencies, and maximize available resources. Standardization will enhance and promote the ability to operate and present ourselves as a regional applicant for current and new initiatives.

Additionally, program offerings were identified to determine which programs are commonly delivered, and how to partner to continue delivery in a way that shares costs, thereby increasing our efficiencies. Programs were identified that are not commonly delivered, and it will be determined if such programs can be replicated regionally in a manner that is effective and efficient to the extent they may defray operating costs across all agencies and/or produce an unrestricted revenue stream for participants.

In addition to the four Executive Director's, participants in the process include a steering committee and larger stakeholder group. Additional planning and action plan implementation is expected to continue past 2012.

Prairie Island Indian Community



Johnny Johnson
Council President

5636 Sturgeon Lake Road
Welch, MN 55089

Phone: (651) 385-2554
TTY: (800) 627-3529
Toll Free: (800) 554-5473
Fax: (651) 385-2980

Danny Harjo, CSBG Contact
Email: dharjo@piic.org

Web Site: www.prairieisland.org

The Prairie Island Indian Community is located on an island in the Mississippi River 14 miles north of Red Wing and 30 miles southeast of St. Paul. The tribal headquarters is located near Welch, Minnesota and has members mainly of the Mdewankanton Band.

History

The Mdewakanton, "those who were born of the waters," have lived on Prairie Island for countless generations. This land, with the wooded shores of the Mississippi and Vermillion Rivers embracing a broad and fruitful prairie, is a spiritual place for our people. The medicine gatherers came here hundreds of years ago and come here still to pick medicines to heal our people, body and spirit. Traditional cultural and spiritual ceremonies are filled with color and dance. The spirit is alive.

Although the rich tribal heritage lives on, an unfortunate series of historical events contributed to great suffering – primarily from the impact of European settlers and the subsequent imposition of government treaties. Many families were faced with countless injustices, forced into poverty, war and imprisonment, and eventually evicted from the Prairie Island territory.

However, hope inspired some families to return to Prairie Island to buy back small parcels of their ancestral home. In 1936, nearly 50 years later, the federal government officially recognized this area as a reservation, awarding them 534 acres. Although poverty was still prevalent, the culture of home was redefining itself. The seeds of self-sufficiency were once again being planted in these sacred grounds.

Economic revival began taking root in 1984 when Treasure Island Bingo opened, and subsequently in 1988 when gaming was expanded – known today as Treasure Island Resort & Casino.

This information was provided by the MN Indian Affairs Council. www.indianaffairs.state.mn.us/tribes.html



For many years the Prairie Island Indian Community received Community Action grants to help provide for their people. As their tribal casino grew, the ability of the Prairie Island Indian Community to provide for itself also has grown. Tribal gaming has resulted in economic self-sufficiency for the tribe. In turn, this has allowed the tribe to supply quality health care, paved roads, sanitary water and sewer, educational opportunities and employment to tribal members. In addition, the tribe provides their members with support from many of the same programs that the Community Action grants were designed for.

As the tribe became more self-sufficient, the Community Action grants were primarily used for American Indians from other tribes living in the area. At this time, the Prairie Island Indian Community, while eligible for Community Action funding, has chosen to decline an annual grant so that the grants of other tribal governments would be larger.

The Prairie Island Indian Community employs more than 1,600 people in rural Minnesota, with an annual payroll of \$45 million. Employees receive benefits, which include: comprehensive health and dental, 401(k), life insurance and employee assistance programs. Each year the tribe pays out more than \$6.5 million in benefits. The positive impact of the tribe's economic development is evident throughout Minnesota. The tribe's casino, Treasure Island Resort & Casino, is credited with reducing welfare by 67% in Goodhue County alone.

Moreover, the Prairie Island Indian Community is once again able to share with others. For years, the tribe lived in abject poverty and as such they understand need. Now, the tribe

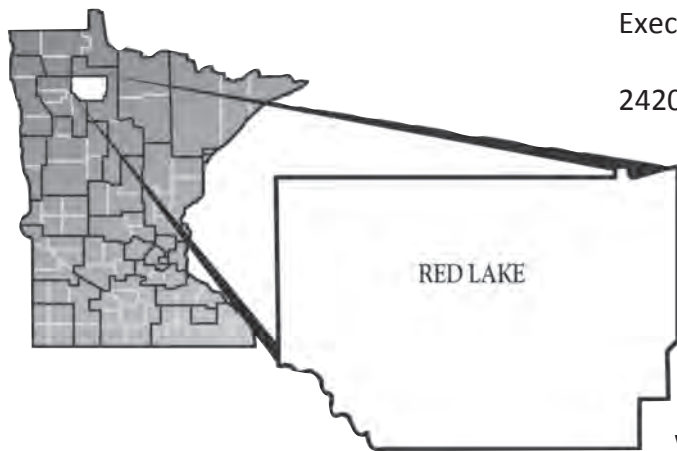
regularly makes donations to area food shelves, senior dining programs, homeless shelters, transitional housing agencies and many others. The purpose of Community Action grants is to help eliminate the cycle of poverty. The tribe shares this goal and is now able to help others do the same.

Prairie Island Indian Community Tribal Giving

Funding for tribal government is made possible through the community's gaming efforts. Tribal government gaming has allowed Prairie Island to reinvigorate the traditional Indian custom of sharing, contributing millions of dollars and support to surrounding communities and organizations year after year.

Since 1994, the Prairie Island Indian Community has donated more than \$15 million to many Indian and non-Indian causes.

Red Lake Band of Chippewa Indians



Lea Perkins
Executive Director

24200 Council Street, Box 550
Red Lake, Minnesota 56671

Phone: (218) 679-3341

Ramona R. Desjarlait, Program Director
CSBG Contact

Email: rdesjarlait@redlakenation.org

Website: www.redlakenation.org

The Red Lake Reservation is located in the northern Minnesota almost totally within Beltrami County with a small portion in Clearwater County. The Red Lake "line" is about 25 miles north of Bemidji. The land, slightly rolling and heavily wooded, has many lakes, swamps, peat bogs, and prairies. Land to the west is suitable for farming.

The tribal government has full sovereignty over the reservation, subject only to the federal government. Red Lake, because of its unique status is often referred to as a "closed" reservation. Because the land is held in common, few non-members live at Red Lake. The Tribe has the right to limit who can visit or live on the reservation. The Red Lake Nation is exempt from Public Law 280; consequently the state courts or government has no jurisdiction at Red Lake. Laws are made by the Tribal Council and enforced by the Tribal Council and Federal Courts.

In 1918 the Red Lake General Council Constitution was established. In 1958 a revised Constitution and By-laws was adopted by the members of Red Lake Nation, followed by the first secret ballot election of Tribal Government in 1959.

An eleven member Tribal Council, three officers elected at large and eight council members, two from each of the four communities, governs the Red Lake Band. Seven Hereditary Chiefs, descendants from those who negotiated the 1889 Land Agreement, serve for life in an advisory capacity to the Tribal Council. In 1997, the Tribe began administering its own programs under a Self-Governance Contract with the BIA. Red Lake is not a member of the Minnesota Chippewa Tribe (MCT).

This information was provided by the MN Indian Affairs Council. www.indianaffairs.state.mn.us/tribes.html



	NUMBER OF PEOPLE SERVED
PROGRAM ACTIVITY	
EMPLOYMENT	
D1 Employment & Training Services	800
D3 Youth Employment	63
EDUCATION	
L1 GED & Educational Services	180
INCOME MANAGEMENT	
M3 Tax Aid	70
HOUSING	
B1 Weatherization	75
B4 Other Conservation Services	20
B7 Energy Related Repairs	128
EMERGENCY SERVICES	
B5 Energy Assistance	1,306
B6 Energy Crisis	1,015
B8 Fuel Fund	6,420
C10 Homeless Assistance	258
G1 Emergency Family Services	40
NUTRITION	
H1 Food Assistance	1,285
H6 Home Delivered Meals	185
H7 Congregate Meals	352
LINKAGES	
E1 Transportation System	411
F1 Senior Oriented Services	70
K1 Information & Referral	2,500
K2 Outreach	200
SELF SUFFICIENCY	
J1 Head Start	772
J4 At Risk Youth	63
J8 Parenting	60

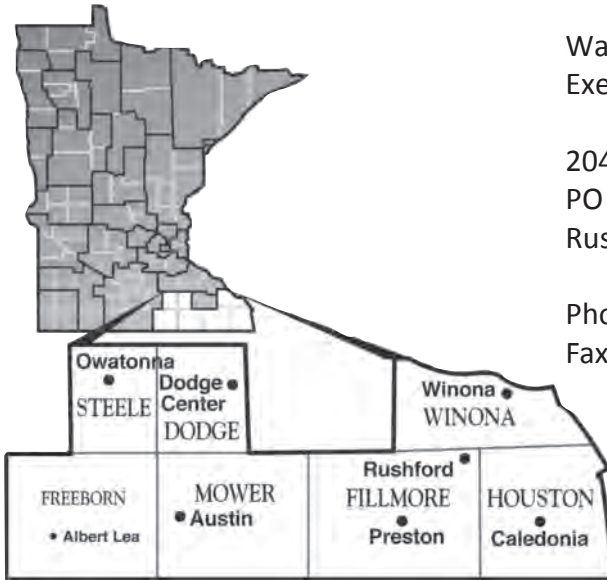
Red Lake Nation Boys & Girls Club
 SMART Moves
 SMART Kids
 SMART Girls

The above three programs were implemented for 50 youth ages 6 – 12. The programs include curriculum on nutrition and exercise, dangers of tobacco, internet safety, cyber bullying, alcohol and drug abuse, and poisons. Guest speakers were utilized along with Boys & Girls Club curriculum to implement these different areas of topics. This curriculum is designed to be an 8 week program. The curriculum includes a variety of worksheets and other educational tools for implementation.

Through these different areas, The Boys & Girls Club focused on positive youth development, self awareness, interpersonal skills, decision making, and decision making skills with the youth. Attendance and progress reports were collected to ensure that each individual completes at least 75% of the total classes offered to be eligible for the incentive activities offered.

Specific incentive activities offered included waterpark passes, bowling, recreation center, science center, graduation dinner, movies, Minnesota Zoo and/or Valley Fair. The youth involved planned small fund raising events to help cover their expenses at some of these events through the Money Matters program.

The additional funds will be used to help support these programs through office supplies, various program supplies and some of the expenses incurred with the special events.



Wayne D. Stenberg
Executive Director

204 South Elm Street
PO Box 549
Rushford, MN 55971

Phone: (507) 864-7741
Fax: (507) 864-2440

Email: wayne.stenberg@semcac.org

Website: www.semcac.org

Results Oriented Management and Accountability - *Selected Outcomes*

Individual and Family Outcomes

Individuals who obtained safe and affordable housing needed to gain or retain employment and/or in support of family stability.	407
Households who enrolled in MinnesotaCare or other health insurance programs.	596
Individuals who avert foreclosure and maintain home.	20
Children who participate in preschool activities to develop school readiness.	412
Parents who learn and exhibit improved parenting skills.	226

Community Outcomes

Safe and affordable housing units in the community preserved or improved through construction, Weatherization or rehabilitation achieve by Community Action.	1,139
Number of community members mobilized by Community Action that participate in community revitalization and anti-poverty initiatives.	4,021
Number of volunteer hours donated to the agency.	139,472
Community Partnerships	744



	NUMBER OF PEOPLE SERVED
PROGRAM ACTIVITY	
EMPLOYMENT	
D3 Youth Employment	19
INCOME MANAGEMENT	
M2 Budget Counseling	286
HOUSING	
B1 Weatherization	2,931
B4 Other Conservation Services	517
B7 Energy Related Repairs	782
C1 Housing Grnts & Loans	24
C5 Small Cities Dvlp. Grnts (SCDG)	28
C8 Community Housing Stabilization	18
EMERGENCY SERVICES	
B5 Energy Assistance	19,551
B6 Energy Crisis	5,416
B8 Fuel Fund	600
C10 Homeless Assistance	628
G1 Emergency Family Services	663
G6 Donated Articles	2,383
G8 Crisis Intervention	489
NUTRITION	
H1 Food Assistance	3,567
H3 Holiday Projects	2,614
H6 Home Delivered Meals	684
H7 Congregate Meals	7,975
LINKAGES	
E1 Transportation System	576
E3 Transportation Assistance	668
F1 Senior Oriented Services	519
F5 Retired Senior Vol (RSVP)	519
K1 Information & Referral	7,244
K2 Outreach	52,880
K3 Advocacy Info / Education	109,218
K4 Contract Services	1,680
SELF SUFFICIENCY	
J1 Head Start	412
HEALTH	
I3 Family Planning	1,607

Semcac covers a wide area in the Southeast portion of the state. Semcac is committed to meeting clients at a personal level and continue to rely on professionally staffed contact centers located throughout the region. Clients meet one-on-one with staff members who are able to empower individuals by linking them with resources that are provided not only by Semcac, but throughout the network of community partners.

One success story involves a client who desperately needed car repairs. She was working at a department store about 25 miles from her home. Without a car, she had to rely on others, sometimes having to go to work four hours early, or waiting for several hours after work before she could go home.

Our contact center staff worked diligently with the client and partner agencies to see what resources were available. They discovered that she could utilize Family Flex, a county funding source, and a grant from a local foundation. All three applications were completed by the client with the help of Semcac staff and were submitted in a timely manner. With these resources, she was able to have her car repaired and had the ability to once again get back and forth to her place of employment. She was extremely appreciative for the help and respect that she was shown. She exclaimed to staff, "I finally have my life back."

Another client moved back to Minnesota with her children and needed one month's rent and a security deposit in order to successfully rent a home. Semcac utilized the Family Homeless Prevention Program, which targets both those who are homeless and those at risk of losing their homes. The staff was effective in helping the family secure a three-bedroom apartment to call their own. The client shared that her new residence was the difference between happy, healthy children and depressed, hopeless children. She also stated, "Thank you Semcac and all those involved in running these programs. If ever I can volunteer or pay it forward, I'm ready and willing."

Everyday people are achieving independence and self-reliance by connecting to the power of Community Action.

Shakopee Mdewakanton Sioux Community



Stanley R. Crooks
Chairman

Nancy Martin
Community Action Contact

Phone: (952) 496-6192
nancy.martin@shakopeedakota.org

2330 Sioux Trail
Prior Lake, MN 55372

Phone: (952) 445-8900
TTY: (800) 627-3529
Fax: (952) 496-6180

Website: www.shakopeedakota.org

The Shakopee Mdewakanton Sioux Community (SMSC) is dedicated to being a good neighbor and a good relative. This Dakota cultural tradition to help others who are less fortunate was passed down through the generations and today is exemplified through a wide variety of services and programs which are offered for the more than 4,100 employees and Community members. Some services are also provided at no cost to Native Americans living in the service area which is Scott County. Services provided fall into these categories: Children and Family Services, education, mental health, employee assistance, emergency, and dental and health services

Social Services, Education, and Mental Health

The SMSC Children and Family Services Department provides information, referral, case management, parenting education, support groups, child care subsidies, home visits, loaner car seats, prenatal and new baby information, a Giving Tree program, and emergency gas vouchers.

The SMSC NETWORKS Employee Assistance and Mental Health programs provide mental health care, employee assistance, smoking cessation classes, support groups, counseling, referral, and chemical dependency services for employees, Community members, and Native Americans living in Scott County.

The SMSC Education Department conducts tutoring, student support services, an internship program, a summer youth work program, a higher education program, and Young Native Pride programs for Community members. It also runs the Johnson O'Malley program, a federal program providing educational support to schools with Native American youth, and administers a supplemental BIA Higher Ed and Adult Vocational and Training Grant.

Emergency Services

Mdewakanton Emergency Services provides ambulance, fire, and paramedic care on the reservation. They also work with area fire departments to provide mutual aid when requested.



With a response time of two minutes anywhere on the reservation to the more than 200 calls a month, the full-time professional department stays very busy. Sixty ambulance transports are made each month to area hospitals.

In an effort to help save lives, the SMSC donates Automatic External Defibrillators (AEDs) to organizations across the state through a program called Mdewakanton LIFE. A joint program with the State of Minnesota provided 200 defibrillators to Minnesota State Patrol cars over a three-year period for rural officers who are often first responders at automobile accidents. Through Mdewakanton LIFE, the SMSC has donated a total of 765 AEDs to charitable organizations, schools, government entities, and tribes. The Mdewakanton LIFE Program has recorded 19 documented lives saved.

Health and Dental Services

The SMSC has a health and dental clinic providing services to Community members, employees, and Native Americans who live in Scott County. The Health Department also runs a hepatitis clinic, flu shot clinics, diabetes and other wellness programs in addition to thousands of patient visits each year. Participants learn about living well with chronic illness through a combined western and traditional Indian approach to wellness. For more than twenty years, the SMSC has sponsored blood drives each year.

In recent years the SMSC has increased its health care offerings. An urgent care clinic at Mystic Lake Casino Hotel provides health care for gaming employees. A pharmacy provides reduced cost prescriptions. A Vision Clinic provides eye exams and services for eyeglasses and contact lenses. A Physical Therapy and Chiropractic Clinic and a Hearing Clinic provide services to employees and members. A Mobile Clinic provides mobile mammography and cancer screenings, a diabetes clinic, dental care, and

other services to reservation and urban Indian communities. The Mobile Clinic is also equipped to serve as an Incident Command Center in the event of an emergency.

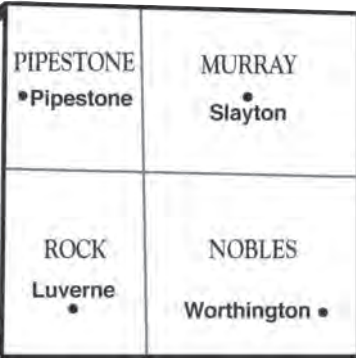
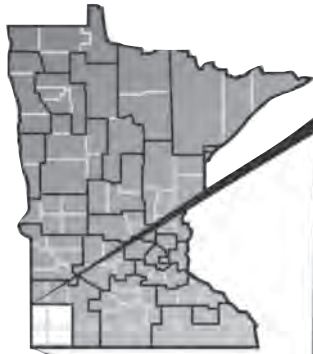
Shakopee Mdewakanton Sioux Community Donates Over \$258 Million in Recent Years

The Shakopee Mdewakanton Sioux Community has a charitable giving program which comes from a cultural and social tradition to assist those in need. Over the past 17 years the SMSC has donated more than \$258.2 million to charitable organizations and Indian Tribes.

The Shakopee Mdewakanton Sioux Community, a federally recognized Indian Tribe in Minnesota, is the owner and operator of Mystic Lake Casino Hotel, Little Six Casino, Mazopiya, Playworks, Dakota! Sport and Fitness, The Meadows at Mystic Lake, and other enterprises on a reservation south of the Twin Cities.

At this time, the Shakopee Mdewakanton Sioux Community, while eligible for Community Action funding, has chosen to decline an annual grant so that the grants of other tribal governments would be larger.

Southwestern Minnesota Opportunity Council



Neal W. Steffl
Executive Director / CEO

1106 Third Avenue
Worthington, MN 56187

Phone: (507) 376-4195
TTY: (507) 372-7279
Toll Free: (800) 658-2444
Fax: (507) 376-3636

Email: nsteffl@smoc.us

Website: www.smoc.us

Results Oriented Management and Accountability - *Selected Outcomes*

Individual and Family Outcomes

Individuals that obtained care for child or other dependant to obtain or maintain employment.	61
Children who participate in preschool activities to develop school readiness.	190
Parents who learn and exhibit improved parenting skills.	247

Community Outcomes

Safe and affordable housing units in the community preserved or improved through construction, Weatherization or rehabilitation achieve by Community Action.	315
Accessible before and after-school programplacement opportunities for low-income families created or saved from reduction or elimination.	195
Number of community members mobilized by Community Action that participate in community revitalization and anti-poverty initiatives.	315
Number of volunteer hours donated to the agency.	47,959
Community Partnerships	153



	NUMBER OF PEOPLE SERVED
PROGRAM ACTIVITY	
EMPLOYMENT	
D1 Employment & Training Services	51
INCOME MANAGEMENT	
M2 Budget Counseling	51
HOUSING	
B1 Weatherization	688
B7 Energy Related Repairs	246
C1 Housing Grnts & Loans	3
C5 Small Cities Dvlp. Grnts (SCDG)	144
EMERGENCY SERVICES	
B5 Energy Assistance	6,755
B6 Energy Crisis	1,923
B8 Fuel Fund	19
C10 Homeless Assistance	61
LINKAGES	
E1 Transportation System	7,595
F3 Chore Services	67
K1 Information & Referral	18,566
SELF SUFFICIENCY	
J1 Head Start	215
J6 Child Care Resource Referral	5,008
HEALTH	
I3 Family Planning	748

In the fall of 2011, the Executive Directors of Prairie Five Community Action Council, Western Community Action, Heartland Community Action and Southwestern MN Opportunity Council, met to discuss the long term future of Community Action in Southwest Minnesota.

Threats to the future of Community Action were identified, including: static or declining levels of annual funding coupled with static and or increasing levels of annual expense. Few options are available to significantly reduce current operating expenditures. Trends indicate that initiatives that are offered by a lesser number of grantees serving a larger geographic area and population density are favored.

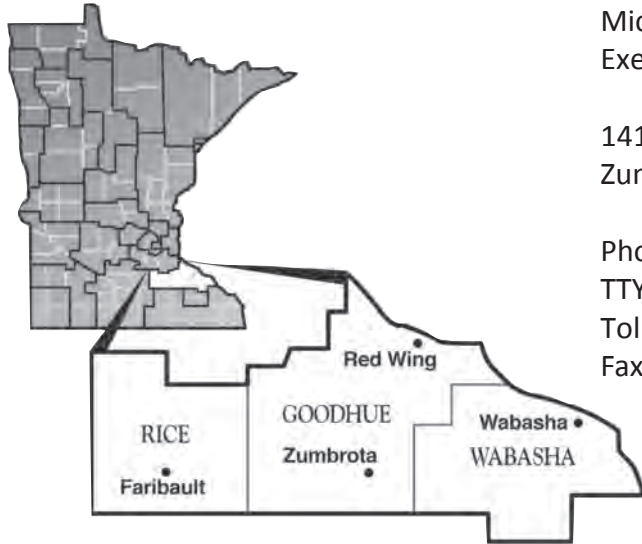
The Executive Directors agreed that the history of collaboration among and between four agencies, and contiguous geography and similarities of size, funding levels, program offerings, population, demographics, etc., create a unique opportunity for the four CAP's to plan and implement strategies that will enhance partnerships, position as a regional entity, and sustain the presence of Community Action in the region for the foreseeable future.

A planning grant was funded by the Blandin Foundation for a yearlong process to begin to identify operational practices and procedures that can be standardized among all four agencies. The outcome of this standardization will be to begin reshaping the four entities in a way that will embrace and adopt best practices, promote operational efficiencies, and maximize available resources. Standardization will enhance and promote the ability to operate and present ourselves as a regional applicant for current and new initiatives.

Additionally, program offerings were identified to determine which programs are commonly delivered, and how to partner to continue delivery in a way that shares costs, thereby increasing our efficiencies. Programs were identified that are not commonly delivered, and it will be determined if such programs can be replicated regionally in a manner that is effective and efficient to the extent they may defray operating costs across all agencies and/or produce an unrestricted revenue stream for participants.

In addition to the four Executive Director's, participants in the process include a steering committee and larger stakeholder group. Additional planning and action plan implementation is expected to continue past 2012.

Three Rivers Community Action



Michael Thorsteinson
Executive Director

1414 North Star Drive
Zumbrota, MN 55992-1091

Phone: (507) 732-7391
TTY: (800) 627-3529
Toll Free: (800) 377-8418
Fax: (507) 732-8547

Email: mike.thorsteinson@threeriverscap.org

Website: www.threeriverscap.org

Results Oriented Management and Accountability - *Selected Outcomes*

Individual and Family Outcomes

Individuals who obtained safe and affordable housing needed to gain or retain employment and/or in support of family stability.	128
---	-----

Individuals or families that received emergency rent or mortgage assistance.	632
--	-----

Children who participate in preschool activities to develop school readiness.	225
---	-----

Parents who learn and exhibit improved family functioning skills.	331
---	-----

Community Outcomes

Safe and affordable housing units in the community preserved or improved through construction, Weatherization or rehabilitation achieve by Community Action.	308
--	-----

Number of community members mobilized by Community Action that participate in community revitalization and anti-poverty initiatives.	1,110
--	-------

Number of volunteer hours donated to the agency.	31,492
--	--------

Community Partnerships	293
------------------------	-----



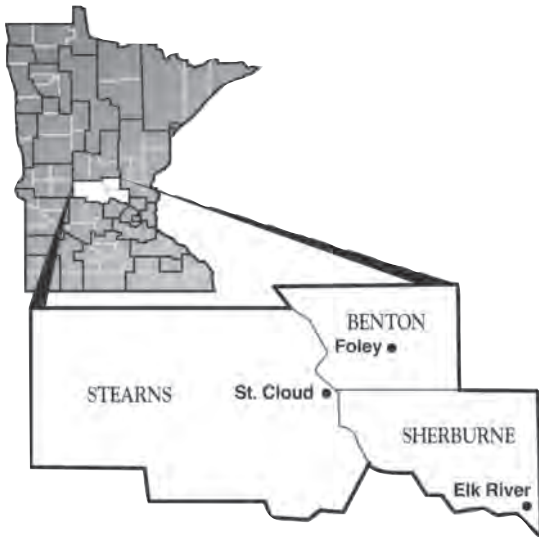
	NUMBER OF PEOPLE SERVED
PROGRAM ACTIVITY	
HOUSING	
B1 Weatherization	911
B4 Other Conservation Services	353
B7 Energy Related Repairs	311
C1 Housing Grants & Loans	168
C3 Home Repair / Rehabilitation	70
C7 Low-Income Housing Dvlp	14
C8 Community Housing Stabilization	19
C9 Community Homeownership Ed	516
EMERGENCY SERVICES	
B5 Energy Assistance	9,554
B6 Energy Crisis	4,756
B8 Fuel Fund	61
C10 Homeless Assistance	594
C11 Transitional Housing	53
G8 Crisis Intervention	723
NUTRITION	
H6 Home Delivered Meals	306
LINKAGES	
E1 Transportation System	2,964
F1 Senior Oriented Services	52
K1 Information & Referral	10,382
K2 Outreach	20,764
K3 Advocacy Info / Education	66,001
SELF SUFFICIENCY	
J1 Head Start	992
J5 Campership	37
M5 Family Loan Fund	11

Three Rivers Community Action, Inc. administers and operates Public Transportation in much of the southeastern portion of Minnesota. What once started as a single bus in the small community of Lake City in 1995 has now grown to 32 buses in 13 communities. The public transportation program provided over 400,000 rides in 2011. In 2012 the transit systems of Faribault, Northfield, and Hiawathaland Transit were consolidated.

In 2012, Three Rivers implemented the HART or Hiawathaland Auxiliary Regional Transit Program that utilizes volunteers for rides outside of the transit parameters/times to further ensure that people have access to transportation when needed.

One of the key contributors to success has been the partnerships built with other community sectors, such as housing and education. Not only have these partnerships allowed the transit system to expand, but it has also allowed individuals access to work, education, and housing opportunities that they may not have otherwise had.

Tri-County Action Program (Tri-CAP)



Lori L. Raiber
Executive Director

1210 23rd Avenue South
P.O. Box 683
Waite Park, MN 56387

Phone: (320) 251-1612
TTY: (320) 251-1612
Toll Free: (888) 765-5597
Fax: (320) 255-9518

Email: lori.raiber@tricap.org

Website: www.tricap.org

Results Oriented Management and Accountability - *Selected Outcomes*

Individual and Family Outcomes

Individuals who were unemployed and obtained a job.	43
Individuals that have obtained pre-employment skills/competencies required for employment and received certificate or diploma.	124
Individuals who completed ABE, GED, or post-secondary education program and obtained certificate or diploma.	21
Individuals who obtained safe and affordable housing needed to gain or retain employment and/or in support of family stability.	647
Households in tax preparation who obtained any type of Federal or State tax credit.	1,627
Amount of tax credits.	\$2,659,537
Individuals who avert foreclosure and maintain their home.	193

Community Outcomes

Number of community members mobilized by Community Action that participate in community revitalization and anti-poverty initiatives.	215
Number of volunteer hours donated to the agency.	34,022
Community Partnerships	249



	NUMBER OF PEOPLE SERVED
PROGRAM ACTIVITY	
EMPLOYMENT	
D8 Displaced Homemakers	430
INCOME MANAGEMENT	
M2 Budget Counseling	2,964
M3 Tax Aid	2,876
M4 Family Assets Indep MN (FAIM)	170
HOUSING	
B1 Weatherization	1,801
B3 MECS Audits	119
B7 Energy Related Repairs	908
C1 Housing Grnts & Loans	35
C5 Small Cities Dvlp. Grnts (SCDG)	12
C8 Community Housing Stabilization	80
C9 Community Homeownership Ed	33
EMERGENCY SERVICES	
B5 Energy Assistance	27,020
B6 Energy Crisis	8,738
B8 Fuel Fund	1,278
C10 Homeless Assistance	2,029
G6 Donated Articles	93
G8 Crisis Intervention	486
NUTRITION	
H3 Holiday Projects	31
LINKAGES	
E1 Transportation System	3,706
E3 Transportation Assistance	1,820
K1 Information & Referral	135,916
K2 Outreach	67,622
K3 Advocacy Info / Education	677,121
SELF SUFFICIENCY	
M1 Self Sufficiency	530
HEALTH	
I2 Health Care Aid (Financial)	37

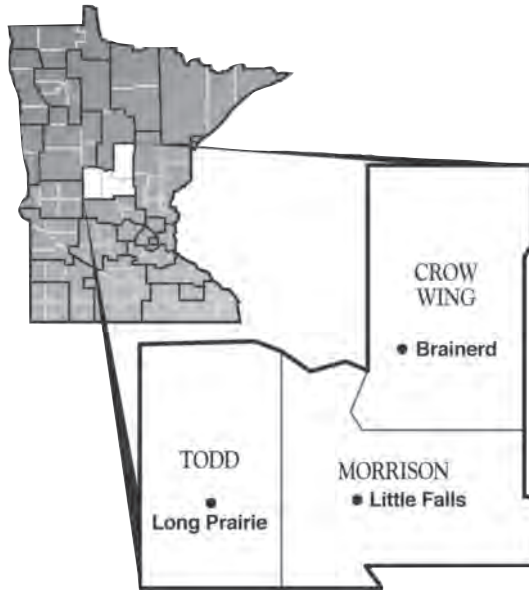
Women Investigating New Goals and Solutions, (WINGS) is a pre-employment program for men and women who lack income due to death, divorce, separation, or the disability of a partner. Through a series of workshops, one-to-one counseling and group support, participants can gain the knowledge, skills, and confidence necessary to achieve full-time employment and lead fulfilling lives.

"I met my WINGS counselor at a shelter for domestic abuse victims. I ended up at the shelter after my 18-month-old daughter and I were abused by family members. When my baby girl was thrown across a room, I knew I had to get out of that house. Even my dog was abused, and I had to leave her with friends when I went into the shelter.

When I first got to the shelter, my daughter would hit me in the face over and over again when she wanted her way. She threw things and screamed to get my attention. I started sitting in and listening to the presentations by the WINGS counselor. She encouraged me to take the tests for my GED and study for my driver's license test. We talked about different housing resources and putting in applications for employment and child care assistance. The counselor also showed me how to let my daughter know it wasn't okay to hit me when she wanted my attention. My daughter started to calm down and ask for things instead of just hitting me.

Well, I took the tests for my GED and passed. I found a job that pays well, and my WINGS counselor gave me some Walmart gift cards to pay for the steel-toed shoes I needed to start work. My daughter and I moved into subsidized housing in May, and I found child care for my daughter. I qualified for child care assistance, and that helps a lot. I'm still working on getting my driver's license, and I now get to see my dog again. The best thing of all is we're all safe."

Tri-County Community Action (TCC)



Joseph D. Ayers
Executive Director

501 LeMieur Street
Little Falls, MN 56345

Phone: (320) 632.3691
TTY: (800) 627-3529
Fax: (320) 632.3691

Email: tcclf@tccaction.com

Website: www.tccaction.com

Results Oriented Management and Accountability - *Selected Outcomes*

Individual and Family Outcomes

Individuals who obtained safe and affordable housing needed to gain or retain employment and/or in support of family stability.	36
Households in tax preparation programs who obtained any Federal or State tax credit.	623
Amount of tax credits.	\$1,157,974
Household who demonstrate good or restored credit.	220
Children who participate in preschool activities to develop school readiness.	243
Parents who learn and exhibit improved parenting skills.	621

Community Outcomes

Safe and affordable housing units in the community preserved or improved through construction, Weatherization or rehabilitation achieve by Community Action.	277
Number of community members mobilized by Community Action that participate in community revitalization and anti-poverty initiatives.	669
Number of volunteer hours donated to the agency.	105,056
Community Partnerships	132



	NUMBER OF PEOPLE SERVED
PROGRAM ACTIVITY	
EDUCATION	
L1 GED & Educational Services	3
INCOME MANAGEMENT	
M2 Budget Counseling	220
M3 Tax Aid	766
M4 Family Assets Indep MN (FAIM)	27
HOUSING	
B1 Weatherization	692
B3 MECS Audits	192
B4 Other Conservation Services	125
C3 Home Repair / Rehabilitation	30
C9 Community Homeownership Ed	3
EMERGENCY SERVICES	
G1 Emergency Family Services	111
G3 Abuse & Neglect	38
G6 Donated Articles	134
G8 Crisis Intervention	84
NUTRITION	
H1 Food Assistance	68
H3 Holiday Projects	170
LINKAGES	
E1 Transportation System	
E3 Transportation Assistance	200
E4 Vehicle Program	180
K1 Information & Referral	11,983
K2 Outreach	621
SELF SUFFICIENCY	
J1 Head Start	1,833
J3 Child Care Administration	28
J7 Youth Recreation	21
J8 Parenting	621
J9 Fatherhood Initiative	88
M1 Self Sufficiency	6
M5 Family Loan Fund	25
HEALTH	
I1 Health Care Aid (Non-Financial)	94
OTHER	
A1 Community Development	6

The Hunger Free Morrison County Coalition is a task force that was created to help poverty-stricken families by identifying needs and creating and connecting resources to provide meals and other nutrition services. "TCC has an active role in Hunger Free. We collaborate with the available community resources whenever we can to help support these families and make sure kids aren't going hungry. The kids we work with are so grateful."

Last year the Hunger Free task force identified a need for evening meals for children at the Boys and Girls Club in Little Falls. With the help of USDA reimbursement through the Minnesota Department of Education, TCC started the Summer Food Service program, feeding about 60 meals to kids Monday-Thursday during the summer months.

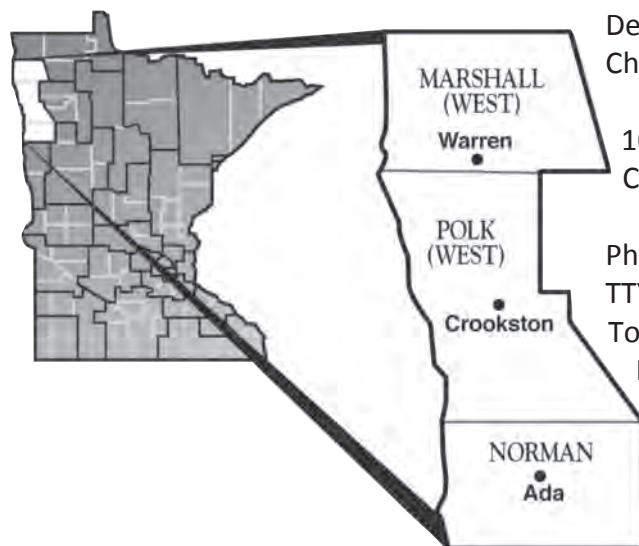
TCC purchases and prepares the food, then delivers it to the Boys and Girls Club, which is open from 2-6 p.m. TCC provides an afternoon snack and then supper is served at 5 p.m. Fresh fruit and vegetables are constants on the menu, and meals are low in fat, sodium and sugar.

TCC feeds children ages 3 to 18. A snack and lunch for kids living in Falls MeadowRidge and Key Row, two low income housing complexes in Little Falls is provided. Greater Minnesota Family Services provides mental health services at the Little Falls site and the Summer Food Service program is available. The overall outcome of the strategy is to eliminate hunger in Morrison County.

Other nutrition services programs available in Morrison County includes Supplemental Nutrition Assistance Program (SNAP) outreach services by TCC. Ruby's Pantry, a monthly food distribution program that provides a box of food usually including meat, frozen and dairy products, canned goods, bottled water and snack foods for a small donation is available. Distribution sites are located around Northern Minnesota, including Little Falls, and Western Wisconsin. The program is organized through Oasis Share a Meal of Little Falls.

With all the programs available throughout Morrison County, no one should be going hungry. This community has really stepped up to help in the fight against hunger and TCC is proud to be part of it.

Tri-Valley Opportunity Council



Dennis P. DeMers
Chief Executive Officer

102 North Broadway
Crookston, MN 56716

Phone: (218) 281-5832
TTY: (800) 627-3529
Toll Free: (800) 584-7020
Fax: (218) 281-6681

Email: dpd@tvoc.org

Website: www.tvoc.org

Results Oriented Management and Accountability - *Selected Outcomes*

Individual and Family Outcomes

Individuals who were unemployed and obtained a job.	46
Individuals who completed ABE, GED, or post-secondary education program and obtained certificate or diploma.	32
Individuals who obtained safe and affordable housing needed to gain or retain employment and/or in support of family stability.	133
Households in tax preparation programs who obtained any Federal or State tax credit.	325
Amount of tax credits.	\$236,477
Children who participate in preschool activities to develop school readiness.	457
Parents who learn and exhibit improved parenting skills.	3,079

Community Outcomes

Number of community members mobilized by Community Action that participate in community revitalization and anti-poverty initiatives.	1,504
Number of volunteer hours donated to the agency.	144,767
Community Partnerships	1,931



	NUMBER OF PEOPLE SERVED
PROGRAM ACTIVITY	
INCOME MANAGEMENT	
M2 Financial Education	293
M3 Tax Aid	1,137
M4 Family Assets Indep MN (FAIM)	6
HOUSING	
B7 Energy Related Repairs	683
C3 Home Repair / Rehabilitation	388
C9 Community Homeownership Ed	78
EMERGENCY SERVICES	
B5 Energy Assistance	4,943
B6 Energy Crisis	2,110
B8 Fuel Fund	323
C10 Homeless Assistance	300
C11 Transitional Housing	68
G1 Emergency Family Services	146
G3 Abuse & Neglect	70
G6 Donated Articles	189
NUTRITION	
H1 Food Assistance	1,582
LINKAGES	
E1 Transportation System	7,696
E3 Transportation Assistance	1,048
F3 Chore Services	706
F6 Senior Companion/Foster Grprnt	1,002
K1 Information & Referral	4,180
K2 Outreach	4,455
K3 Advocacy Info / Education	8,363
K4 Contract Services	
SELF SUFFICIENCY	
J1 Head Start	1,498
J2 Child Care	1,498
J6 Child Care Resource Referral	473
J8 Parenting	3,079
J9 Fatherhood Initiative	316
HEALTH	
I1 Health Care Aid (Non-Financial)	853

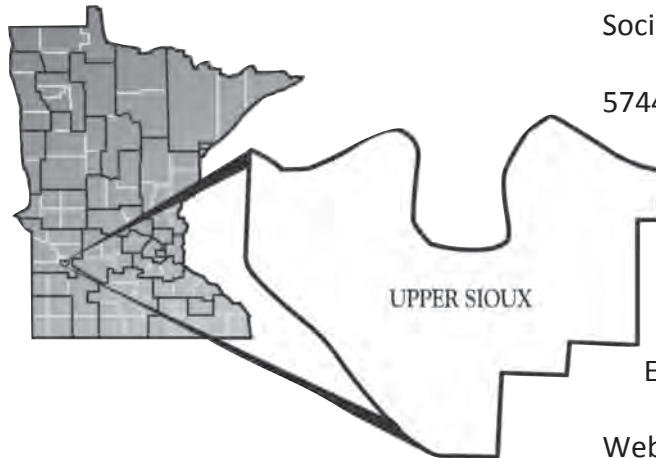
Tri-Valley Opportunity Council, Inc. in its mission to provide opportunities to improve the quality of life for people and communities worked with Saint Paul nonprofit organization PCs for People to distribute computers to senior citizens and low income families. The Crookston area was selected by PCs for People to be among ten Greater Minnesota communities to distribute free computers as part of a mobile refurbishing project funded by the Blandin Foundation and the American Recovery and Reinvestment Act (ARRA). The project seeks to reduce electronic waste while simultaneously helping bridge the Digital Divide in Greater Minnesota.

Tri-Valley helped PCs for People collect over 70 computers from area businesses and individuals, including Tri-Valley Opportunity Council, Inc. Over two days PCs for People's staff members made any necessary repairs and upgrades and installed a new copy of Windows on each PC. Computers were loaded with free software including OpenOffice and security and antivirus software. The event found new life for 2.5 tons of computer equipment including monitors, towers and accessories.

PCs for People's mobile project focuses on getting computers to two demographics that generally do not own home PCs, low income families and senior citizens. Recipients were identified by the partnership with Tri-Valley Opportunity Council, Inc. through the Head Start and Senior Programs (Senior Companion, Foster Grandparent). In addition to distributing the computers, 134 seniors and low income individuals received computer training during the event.

"We will all be digital in no time. The whole program and training was perfect for those who haven't had a lot of experience with computers or the resources to purchase a computer," said Polly Shafer, a recipient of a refurbished computer. "This program was very rewarding especially for those of us who have worked with Tri-Valley's outstanding programs to see how beneficial they are to the entire Crookston community," Shafer added.

Upper Sioux Community



Jim Hiedeman
Social Service Director

5744 East Highway 67
Granite Falls, MN 56241

Phone: (320) 564-6318
Fax: (320) 564-2550

Lynn Blue, CSBG Contact
Email: lynnb@uppersiouxcommunity-nsn.gov

Website: www.uppersiouxcommunity-nsn.gov

The Upper Sioux Community Tribal Headquarters is located five miles south of Granite Falls, Minnesota, on the Minnesota River in Yellow Medicine County. The reservation is about 115 miles west of the Twin Cities. The Tribal leaders continually strive to improve the standard of living and the quality of life on the reservation.

The development of the tribal enterprises over the last several years has helped to revitalize and energize the Upper Sioux Community, allowing us an opportunity to obtain economic independence. During this dynamic period for the Upper Sioux Community, we have seen substantial growth in employment opportunities and Tribal services. Through the creation of our Tribal Police Department, we can now exercise our inherent sovereign rights for the protection of Tribal Members and Tribal lands. The Upper Sioux Community has been able to reacquire over 900 acres of our historic homelands, further strengthening our ability to address the growth of the Tribal membership, which stands at 486 as of August 2012. Through their efforts, the People of the Yellow Medicine, now and into the future, will continue to enhance and strengthen our culture and traditions; and establish a stable future for generations to come of the Upper Sioux Community.

Elders on a budget may worry that they can't afford the groceries necessary to cook balanced, healthy meals. Physical limitations related to age may also make the practical preparation of meals challenging and elders who find themselves newly single may not know how to cook or may not be

Continued on page 131



PROGRAM ACTIVITY		NUMBER OF PEOPLE SERVED
NUTRITION		
H3	Holiday Projects	46
H6	Home Delivered Meals	35
H7	Congregate Meals	8
LINKAGES		
E3	Transportation Assistance	46
F3	Chore Services	15
K2	Outreach	503
K3	Advocacy Info / Education	503
SELF SUFFICIENCY		
J8	Parenting	20
HEALTH		
I1	Health Care Aid (Non-Financial)	46

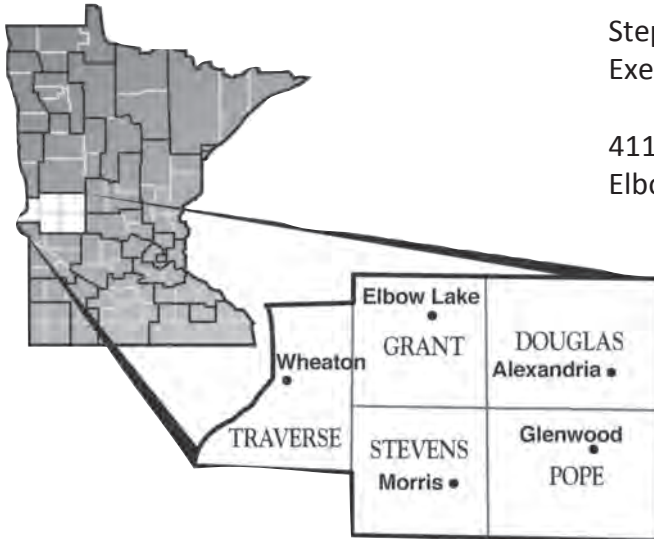
Continued from page 130

motivated to cook or eat. At any time- but especially later in life – eating the right foods can help people to stay mentally sharp, emotionally balanced and full of energy while keeping a positive attitude and maintaining a healthy immune system.

The Upper Sioux Community Indian Health Services has responded to this need by utilizing Community Action (CSBG) funding to offer meals to all elders of the community. More specifically the USC used CSBG funds to prepare healthy meals for the Elders of the community five days of the week. This essential service ensures that the elders receive one hot nutritious meal each day of the five day work week at no cost to them. The cook at our community meal site has incorporated diabetic and heart-healthy choices in the meal menu in order to lengthen lives and encourage healthy behaviors. Most often the meals are delivered by health staff to Elder’s homes but there are also a number of members who still come to the congregate dining area at the “Round House” on Wednesday and Friday each week. The “Round House” allows an elder to socialize and avoid feelings of isolation and loneliness.

This critical service is keeping the elderly community members in their homes and our community. The meal delivery is accomplished by the USC Indian Health Service Staff so our staff also maintains a daily contact with each Elder or Disabled person we serve; about 70% of the Elders receive a daily meal. Since our community is small the dollar allotment is often times not large enough to cover the annual cost of the meals so the Tribal Leaders will authorize a supplemental fund to complete the program.

West Central Minnesota Communities Action, Inc.



Stephen Nagle
Executive Director

411 Industrial Park Boulevard
Elbow Lake, MN 56531

Phone: (218) 685-4486
Toll Free: (800) 492-4805
Fax: (218) 685-6741

Email: stephenn@wcmca.org

Website: www.wcmca.org

Results Oriented Management and Accountability - *Selected Outcomes*

Individual and Family Outcomes

Individuals that obtain an increase in employment income and/or benefits.	92
Individuals that have obtained pre-employment skills/competencies required for employment and received certificate or diploma.	43
Individuals who obtained safe and affordable housing needed to gain or retain employment and/or in support of family stability.	823
Household who demonstrate good or restored credit.	65
Individuals who avert foreclosure and maintain home.	246
Children who participate in preschool activities to develop school readiness.	267
Parents who learn and exhibit improved parenting skills.	412

Community Outcomes

Number of community members mobilized by Community Action that participate in community revitalization and anti-poverty initiatives.	403
Number of volunteer hours donated to the agency.	76,059
Community Partnerships	197



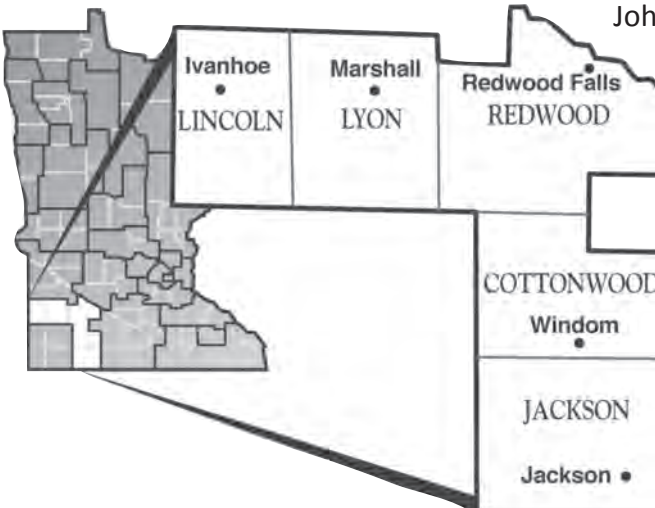
PROGRAM ACTIVITY	NUMBER OF PEOPLE SERVED
INCOME MANAGEMENT	
M2 Budget Counseling	56
M3 Tax Aid	1,938
M4 Family Assets Indep MN (FAIM)	16
HOUSING	
B1 Weatherization	1,140
B3 MECS Audits	906
B7 Energy Related Repairs	1,431
C3 Home Repair / Rehabilitation	12
C5 Small Cities Dvlp. Grnts (SCDG)	63
C7 Low-Income Housing Dvlp	5
C8 Community Housing Stabilization	112
C9 Community Homeownership Ed	78
EMERGENCY SERVICES	
B5 Energy Assistance	15,388
B6 Energy Crisis	8,334
B8 Fuel Fund	1,311
C10 Homeless Assistance	3,638
C11 Transitional Housing	20
G3 Abuse & Neglect	13
G6 Donated Articles	8,472
G8 Crisis Intervention	328
NUTRITION	
H1 Food Assistance	4,983
LINKAGES	
F1 Senior Oriented Services	60
F5 Retired Senior Vol (RSVP)	1,134
K1 Information & Referral	339,834
K2 Outreach	517,564
K3 Advocacy Info / Education	14,134
K4 Contract Services	203
SELF SUFFICIENCY	
J1 Head Start	402
M5 Family Loan Fund	102

The West Central MN Communities Action, Inc. featured story is serving a community while serving a sentence: The Institutional Community Work Crew (ICWC). The ICWC program is a two-pronged enterprise: It benefits communities while helping inmates transition back into normal life.

Since being founded in 1998, ICWC has provided more than 120 inmates with the opportunity to work in communities for low wages. ICWC is similar to the program Sentencing to Service, which allows county level offenders to serve the community instead of serving time. ICWC consists of state prison inmates and serves as a transition for inmates who are nearing the end of their sentence from prison life to community life. The ICWC crew has built 112 homes for low-income families across the WCMCA, Inc. five County service area. Home buyers often participate in the FAIM program and Rural Development in financing homes, often for the same monthly amount or less than they were currently paying for rent.

On weekends, the ICWC crew assist Habit for Humanity, the Humane Society, United Way and West Central MN Communities Action, Inc. in a wide range of projects including building homes, distributing food, building wheelchair ramps, and general maintenance. The ICWC Crew finishes 8-10 projects every summer that were not completed by Group Cares Camp. Some of the painting, repair projects are too high, or too dangerous for high school kids, and the ICWC Crew steps in and finishes those projects. Not only does the ICWC program facilitate the transition from prison to freedom, it assists the impoverished residents of the Community. Inmates even reach out to youth through the schools, talking about their life stories. The program has the highest success rate for programs in the Department of Corrections. Participants have succeeded in buying homes built by the program, working in the home building trade, and establishing small businesses. One former participant operates as a general contractor in the Alexandria area.

Western Community Action



John Fitzgerald
Executive Director

1400 South Saratoga Street
Marshall MN 56258

Phone: (507) 537-1416
Toll Free: (800) 658-2448
Fax: (507) 537-1849

Email: john.fitzgerald@wcainc.org
Website: www.wcainc.org

Results Oriented Management and Accountability - *Selected Outcomes*

Individual and Family Outcomes

Individuals who were unemployed and obtained a job.	39
Individuals that obtain an increase in employment income and/or benefits.	89
Individuals who obtained safe and affordable housing needed to gain or retain employment and/or in support of family stability.	421
Household who demonstrate good or restored credit.	149
Children who participate in preschool activities to develop school readiness.	276
Parents who learn and exhibit improved parenting skills.	237

Community Outcomes

Safe and affordable housing units in the community preserved or improved through construction, Weatherization or rehabilitation achieve by Community Action.	366
Number of community members mobilized by Community Action that participate in community revitalization and anti-poverty initiatives.	1,270
Number of volunteer hours donated to the agency.	96,536
Community Partnerships	752



		NUMBER OF PEOPLE SERVED
PROGRAM ACTIVITY		
EMPLOYMENT		
D3	Youth Employment	124
EDUCATION		
L2	Literacy	63
INCOME MANAGEMENT		
M2	Budget Counseling	610
M3	Tax Aid	690
M4	Family Assets Indep MN (FAIM)	13
HOUSING		
B1	Weatherization	363
B3	MECS Audits	363
B4	Other Conservation Services	40
B7	Energy Related Repairs	287
C1	Housing Grnts & Loans	16
C5	Small Cities Dvlp. Grnts (SCDG)	115
C6	Rental Housing Assistance	48
C8	Community Housing Stabilization	20
EMERGENCY SERVICES		
B5	Energy Assistance	7745
B6	Energy Crisis	2107
B8	Fuel Fund	381
C10	Homeless Assistance	610
C11	Transitional Housing	116
G6	Donated Articles	970
G8	Crisis Intervention	129
NUTRITION		
H1	Food Assistance	14904
H2	Community Services Food Pkgs	2150
H3	Holiday Projects	452
H5	Gardening	93
LINKAGES		
E1	Transportation System	3549
E3	Transportation Assistance	215
F6	Senior Companion / Foster Grprnt	12
K1	Information & Referral	24437
K2	Outreach	610
K3	Advocacy Info / Education	24401
SELF SUFFICIENCY		
J1	Head Start	632
J4	At Risk Youth	396
J5	Campership	6
J7	Youth Recreation	355
J8	Parenting	325
M1	Self Sufficiency	610
M5	Family Loan Fund	2
HEALTH		
I2	Health Care Aid (Financial)	8

One couple came to the Kitchen Table Food Shelf of Western Community Action when they began having a difficult time making ends meet. About a year earlier, they left their high-cost/high crime neighborhood when a friend decided to rent out the house he had been trying to sell. The couple took a risk to give their children a fresh start and a better life, and moved to a small, safe community with better schooling. Besides raising two daughters they had permanently taken in two grandchildren. They found it difficult to ask for help, but finally did so when they were no longer able to provide adequate nutrition for their family.

In Western Community Action they found the support needed to make a difference in meeting basic needs. To meet their nutritional needs, the family now receives SNAP and once a month WCA assists with food from our Kitchen Table Food Shelf. They report that, "the volunteers and staff are always so welcoming and never pass judgment."

Last Christmas, they had some unexpected expenses and wanted to be able to afford to give Christmas gifts to their family, so they each worked whatever overtime their employer allowed. However, after reporting the change in income to the county, it was determined that for that month they were \$50 over the income limits for SNAP. In tears, the mom came to the staff at Western Community Action for help. The family was given food to help them through the month. Their 12-year-old daughter spoke at the groundbreaking for WCA's expansion of our Kitchen Table Food Shelf and remembered the support that WCA gave her family by saying, "My parents work hard every day to provide for us, and with the help from WCA, we have the support we need to keep food on our table. The volunteers at WCA are always nice and they never make me feel like less of a person for asking for help."

White Earth Reservation



Ron Valiant
Executive Director

35500 Eagle View Road
PO Box 418
White Earth, MN 56591

Phone: (218) 983-3285
Toll Free: (800) 950-3248
Fax: (218) 983-3641

Carol Fabre, Program Manager
CSBG Contact
Email: carolf@whiteearth.com

Website: www.whiteearth.com

The White Earth Reservation contains 829,440 acres and is located in the northwestern Minnesota. It encompasses all of Mahnomen County and portions of Becker, and Clearwater Counties. The reservation is located 68 miles east of Fargo and 225 miles northwest of Minneapolis/St. Paul. The Tribal headquarters is located in White Earth, Minnesota.

The White Earth Tribal Council is the governing body and the Tribe is a member of the MCT. White Earth Village is the location of the new tribal headquarters which opened in 2008, the IHS clinic, (which underwent a five-fold expansion in 1995), the Circle of Life K-12 tribal school, and a senior's housing project and a new community center (2008). Because of the widely scattered settlement pattern on the reservation, government services, social programs, Head Start and daycare are provided at various centers, Nay-tah-waush, Pine Point, and Rice Lake. There is an additional Head Start at Waubun and health stations at Nay-tah-waush and Pine Point. Hospitals are in communities off the reservation and in Mahnomen. The Tribe assists various services such as the hospital, fire departments, rescue squads and ambulance with some funding, with major funding going to law enforcement on the Reservation.

Seven Minnesota public school districts serve Indian children: Bagley, Detroit Lakes, Fosston, Mahnomen, Park Rapids, Waubun, and Nay-tah-waush. The White Earth Community Service Center serves as a recreational building, swimming pool and gymnasium. The center is operated by the Tribe and on tribal. The Pine Point School, K-8, is a part of the State system; it started as an Indian experimental school in 1969. Under special legislation, the Tribe administers it. In 2005 a new charter school was started in the community of Nay-tah-waush.

Criminal jurisdiction of Indians is provided by the state, the Tribe has civil jurisdiction. The Tribe has a conservation department, a police department and a civil court and is working on developing its own criminal code.

This information was provided by the MN Indian Affairs Council. www.indianaffairs.state.mn.us/tribes.html



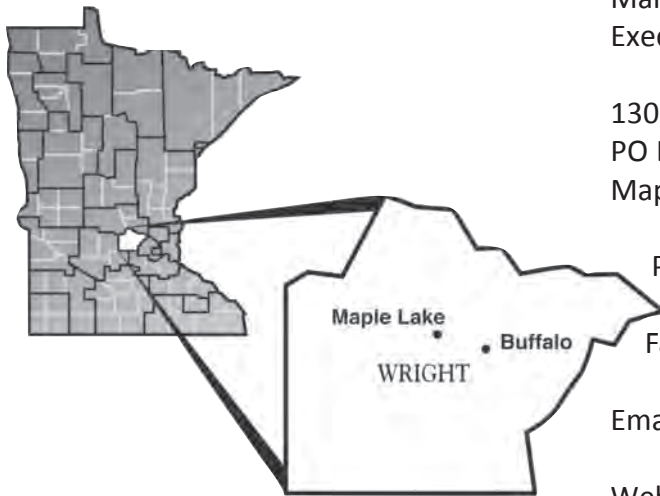
	NUMBER OF PEOPLE SERVED
PROGRAM ACTIVITY	
Employment	
D1 Employment & Training Services	348
D3 Youth Employment	46
D6 Senior Employment Programs	4
Education	
L1 GED & Educational Services	212
L2 Literacy	933
L4 Adult Basic Education (ABE)	154
Housing	
B1 Weatherization	45
B7 Energy Related Repairs	304
C3 Home Repair/Rehabilitation	75
C6 Rental Housing Assistance	63
C9 Community Homeownership Ed	49
Emergency Services	
B5 Energy Assistance	3,872
B6 Energy Crisis	3,693
C10 Homeless Assistance	139
G1 Emergency Family Services	2,531
G3 Abuse & Neglect	112
G6 Donated Articles	30
G8 Crisis Intervention	112
Nutrition	
H1 Food Assistance	4,622
H3 Holiday Projects	1,463
H4 Women, Infants, Children(WIC)	983
H5 Gardening	49
H6 Home Delivered Meals	155
H7 Congregate Meals	322
H9 Usda Commodity Assistance	9,213
Linkages	
E1 Transportation System	900
E3 Transportation Assistance	1,660
F3 Chore Services	18
K1 Information & Referral	4,175
K2 Outreach	1,708
K3 Advocacy Info/Education	2,183
Self Sufficiency	
J1 Head Start	181
J2 Child Care	1,141
J3 Child Administration	431
J4 At Risk Youth	763
J6 Child Care Resource Referral	911
J8 Parenting	2,117
J9 FatherhoodInitiative	600

The White Earth Caring for Kids Store, a community partnership started with support from West Central Initiative, has a mission to provide incentives for parents, guardians and caregiver's participating in children's early learning, social development, health and wellbeing for children ages 0-6. The store currently serves an average of 45 families a month and has moved to a bigger location in the kindergarten room of the old Circle of Life School building. Along with increased family service the store has expanded programs participating and donating items to the store. New partners include the White Earth Child Care/Early Childhood Parent mentor program and the White Earth Family Planning program.

The store stocks items families use in the home such as laundry soap, personal hygiene items, high chairs, blankets, strollers and many more. Diapers go off the shelves most quickly and the coalition is currently working on a diaper drive to increase the amount of diapers on hand for families. One in three families in America struggle to afford diapers for their children. An inadequate supply of diapers forces many parents to leave their child in a soiled diaper longer than appropriate which leads to diaper rash and infections.

The store was established by the White Earth Early Childhood Coalition in 2005 and continues its multi-level supply donor list and is in receipt of financial support from nonprofits both tribal and non tribal to maintain its stock of items. The White Earth Tribal Council provides space for the store and the Elderly Nutrition program provides volunteers. The Federal Experience Works program supports an elder to manage the store. This is a special coalition of community partners, a group of dedicated programs weaved together by a common thread, caring for all our kids.

Wright County Community Action



Mark G. Sexton
Executive Director

130 West Division Street
PO Box 787
Maple Lake, MN 55358

Phone: (320) 963-6500
TTY: (800) 627-3529
Fax: (320) 963-5745

Email: msexton@wccaweb.com

Website: www.wccaweb.com

Results Oriented Management and Accountability - *Selected Outcomes*

Individual and Family Outcomes

Individuals who obtained safe and affordable housing needed to gain or retain employment and/or in support of family stability.	52
Households in tax preparation programs who obtained any Federal or State tax credit.	243
Amount of tax credits.	\$357,251
Household who demonstrate good or restored credit.	220
Individuals who avert foreclosure and maintain a home.	618
Children who participate in preschool activities to develop school readiness.	349
Parents who learn and exhibit improved parenting skills.	665

Community Outcomes

Number of community members mobilized by Community Action that participate in community revitalization and anti-poverty initiatives.	3,239
Number of volunteer hours donated to the agency.	22,113
Community Partnerships	896



PROGRAM ACTIVITY		NUMBER OF PEOPLE SERVED
EDUCATION		
L1	GED & Educational Services	1,514
L2	Literacy	826
INCOME MANAGEMENT		
M2	Budget Counseling	1,150
M3	Tax Aid	410
HOUSING		
B1	Weatherization	310
B7	Energy Related Repairs	366
C5	Small Cities Dvlp. Grnts (SCDG)	1
C9	Community Homeownership Ed	252
EMERGENCY SERVICES		
B5	Energy Assistance	8,033
B6	Energy Crisis	5,336
B8	Fuel Fund	270
C10	Homeless Assistance	618
C11	Transitional Housing	78
G6	Donated Articles	17,168
NUTRITION		
H1	Food Assistance	1,224
H3	Holiday Projects	421
H4	Women, Infants, Children (WIC)	3,899
LINKAGES		
F6	Senior Companion / Foster Grprnt	370
K1	Information & Referral	41,857
K2	Outreach	41,857
K3	Advocacy Info / Education	41,857
K4	Contract Services	
SELF SUFFICIENCY		
J1	Head Start	1,340
HEALTH		
I3	Family Planning	546

The Wright County Community Action Head Start Extended Day Programs provide continuous service for families living in local communities. These programs help provide a safe, nurturing environment for children throughout the workday, allowing the parents to maintain essential employment or continue their education.

Head Start focuses on preparing young children 3 to 5 years old, and their families, for a successful future. Enrolled families must be employed or enrolled in an education program that will lead to employment. For children with special needs, the school district provides paraprofessionals to work with individual children in the Head Start setting. Activities are designed to assure school readiness of children. Essential information, training and services are provided to parents to assist them to build a better life for their children and to fulfill their role as the primary educator of their children. Parents are engaged in the process through literacy activities, home visits, parent training, committees, classroom activities, the Head Start Policy Council, and antiviolence activities. A Family Assessment and Family Partnership Agreement are completed with every enrolled family.

The Buffalo Extended Day Program located at the Wright Technical Center provides unique opportunities for students preparing for a career in child development to work with the children as “buddies” in the classroom. This is an exemplary model that provides valuable work experience for youth in our community.

Program Activity

Reporting Codes and Descriptions

These are the codes and descriptions of all the Program Activities reported for the state as seen on pages 30 and 31 and individual agencies and tribal governments on pages 63 - 139.

EMPLOYMENT

- D1 EMPLOYMENT AND TRAINING SERVICES:** Adult placement, training and education services including Workers Investment Act (WIA), job training and placement assistance to income eligible adults and youths through employment services, OJT contracts and subsidized employment including industry specific grants to assist in relocating workers.
Times Service Provided: Number of Participants Assisted
- D3 YOUTH EMPLOYMENT:** Assistance to economically disadvantaged youth. Includes training, career counseling, remedial education and employment. For example: Summer Youth Employment Program, Minnesota Youth Program, Youth Builder program.
Times Service Provided: Number of Youth Served
- D6 SENIOR COMMUNITY SERVICES EMPLOYMENT PROGRAM (SCSEP):** Title V of the Older Americans Act provides work experience through part time public service employment for individuals 55 years old or older. Employment occurs at senior citizen centers, in schools, hospitals, libraries, social service projects and other community projects. For example, State funded Hospitality Host Program.
Times Service Provided: Number of Participants Assisted
- D7 FOOD STAMP EMPLOYMENT AND TRAINING PROGRAM (FSET):** Mandatory program for Food Stamp recipients to improve employability. Participants receive financial assistance for two or six months and a variety of job-seeking services to help them find permanent employment.
Times Service Provided: Number of Participants Assisted
- D8 DISPLACED HOMEMAKERS:** Counseling and support for low-income homemakers toward job-readiness, may include referral to training services or aid with educational expenses.
Times Service Provided: Number of Households Assisted

EDUCATION

- L1 GED AND EDUCATIONAL SERVICES:** Educational services provided to low-income adults, including driver's education when these services are not part of another program.
Times Service Provided: Number of Participants Assisted
- L2 LITERACY:** Educational services provided to low-income adults or children, when these services are not part of another program and not reported in L1.
Times Service Provided: Number of Individuals Assisted
- L3 ENGLISH AS A SECOND LANGUAGE:** Educational services provided to low-income adults, when these services are not part of another program and not reported in L1.
Times Service Provided: Number of Participants Assisted

- L4 ADULT BASIC EDUCATION:** Educational services provided to low-income adults, when these services are not part of another program and not reported in L1.
Times Service Provided: Number of Participants Assisted

INCOME MANAGEMENT

- M2 FINANCIAL EDUCATION:** Programs to provide households with budget counseling and/or financial education. Include all FAIM participants.
Times Service Provided: Number of Counseling Sessions
- M3 TAX AID:** Assistance to low-income individuals in filing taxes, including applications for rent tax refunds.
Times Service Provided: Number of Households Assisted
- M4 FAMILY ASSETS FOR INDEPENDENCE IN MINNESOTA (FAIM) - ASSET DEVELOPMENT:** Assistance to low-income individuals in building assets to purchase of a home, further their education, or start a business through a combination of matched savings and financial education and training. Includes Family Assets for Independence in Minnesota (FAIM).
Times Service Provided: Number of Individuals Assisted

HOUSING

- B1 WEATHERIZATION:** Weatherization of homes of low-income households to reduce heat loss and increase heating efficiency. Funding sources includes DOE, EAP/WX and oil overcharge monies.
Times Service Provided: Number of Units Weatherized
- B3 MINNESOTA ENERGY CONSERVATION SERVICES (MECS):** Energy audit services on low-income residences indicating areas needing conservation measures, funded by utility companies.
Times Service Provided: Number of Audits
- B4 OTHER ENERGY CONSERVATION SERVICES:** Activities to reduce energy consumption not elsewhere classified such as utility funded energy conservation programs.
Times Service Provided: Number of Households Served
- B7 ENERGY RELATED REPAIR:** Energy-related repairs to EAP households to maintain heat or repair a potentially hazardous energy-related situation. (May also be served in B5 - Energy Assistance.)
Times Service Provided: Number of Households Served
- C1 HOUSING GRANTS AND LOANS:** Non-emergency housing loans and grants for repair or energy conservation activity to low-income families, such as MHFA, FHA, HUD-CDBG.
Times Service Provided: Number of Grants and Loans Issued
- C3 HOME REPAIR/REHABILITATION:** Housing repair/rehabilitation services for low-income households not elsewhere categorized.
Times Service Provided: Number of Units Repaired or Rehabilitated
- C5 SMALL CITIES DEVELOPMENT GRANTS (SCDG):** Neighborhood/community grants used to assist low-income households with housing rehabilitation and utility installations.
Times Service Provided: Number of Loans and Grants Issued

- C6 RENTAL HOUSING ASSISTANCE:** Non-emergency assistance to households by providing rental subsidies. One example is the HUD Rental Assistance Program (section 8), RAFS.
Times Service Provided: Number of Households Assisted
- C7 LOW-INCOME HOUSING DEVELOPMENT:** Development of long-term low-income housing, including the rehabilitation of unoccupied housing.
Times Service Provided: Number of Units Made Available
- C8 COMMUNITY HOUSING STABILIZATION:** Increase and stabilize urban and rural housing stock utilizing revolving loan pools or other funding sources. Activities could include acquisition, rehabilitation and resale of homes. Programs that would be included are MURAL.
Times Service Provided: Number of Households served
- C9 COMMUNITY HOME OWNERSHIP EDUCATION:** Educate households on the process of purchasing and selling a home. For example, homebuyer workshops/counseling, escrow accounts, closing, realtor fees etc. Includes FAIM Participants.
Times Service Provided: Number of Households served

EMERGENCY SERVICES

- B5 ENERGY ASSISTANCE (EAP):** Assistance toward energy bills to applicant households
Times Service Provided: Number of Households Served
- B6 ENERGY CRISIS:** Assistance to EAP households with energy payment crises. Services include budget counseling and direct assistance. (Also served in B5)
Times Service Provided: Number of Households Served
- B8 FUEL FUND:** Assistance toward energy bills to applicant households. Includes state and locally funded programs.
Times Service Provided: Number of Households Served
- C10 HOMELESSNESS ASSISTANCE:** Assistance to households or individuals who are at risk of being homeless, currently homeless or who were previously homeless and are receiving follow-up services. Programs to be included in this category are FEMA, FHPAP, ESGP, SHP and ESP. Types of activities to include are prevention, emergency shelter and permanent housing placement assistance.
Times Service Provided: Number of Individuals Assisted
- C11 MN TRANSITIONAL HOUSING PROGRAM:** Provide housing and case management to homeless households in an effort to regain permanent housing. Length of participation is at least sixty days, but no longer than two years.
Times Service Provided: Number of Individuals Assisted
- G1 EMERGENCY FAMILY SERVICES:** Services such as complaint resolution, insurance advocacy, Judicare-tenant rights, farm mediation services, share a home, and other non-financial assistance to families.
Times Service Provided: Number of Individuals Assisted
- G3 ABUSE AND NEGLECT:** Assistance to abused and neglected individuals (battered spouse, sexual abuse, and child abuse).
Times Service Provided: Number of Cases Aided During the Reporting Period

G6 DONATED ARTICLES: CLOTHING/OTHER: Collection and distribution of donated clothing, furniture or household products to low-income households.

Times Service Provided: Number of Households Assisted

G8 CRISIS INTERVENTION: Monetary assistance to households in emergency situations. Examples include: rent, heat and utilities, food, medical, emergency transportation and other crisis situations when the agency does not record separately these activities by category of assistance. These services are often funded through the use of flexible monies obtained from churches, foundations, gifts and grants with flexible uses such as CSBG/CAG. Does not include loans. (Not also reported under B6 - Energy Crisis.)

Times Service Provided: Number of Households Assisted

NUTRITION

H1 FOOD ASSISTANCE: Food for households experiencing emergencies and anti-hunger efforts including food shelves or pantries, food vouchers, and food co-op projects.

Times Service Provided: Number of Households (Duplicative) Assisted

H2 COMMUNITY SERVICES FOOD PACKAGES: People performing community and volunteer services can obtain food packages at reduced costs. One example is Fare Share.

Times Service Provided: Number of shares Provided (Duplicative)

H3 HOLIDAY PROJECTS: Food baskets and gifts to low-income individuals and families during the holidays.

Times Service Provided: Number of Households Assisted

H4 WOMEN, INFANTS, and CHILDREN FOOD PROGRAM (WIC): Nutrition education and supplemental foods for pregnant, breast-feeding and postpartum women and infants and children under age 5.

Times Service Provided: Number of Vouchers Issued

H5 GARDENING: Garden projects and other related activities including canning, seed distribution, food dehydration and tool loans.

Times Service Provided: Number of Households Assisted

H6 HOME-DELIVERED MEALS: Home delivered meals to senior citizens and disabled individuals.

Times Service Provided: Number of Delivered Meals

H7 CONGREGATE MEALS: Meals for senior citizens in a group setting.

Times Service Provided: Number of Meals

H9 USDA COMMODITY ASSISTANCE: Distribution of government commodities to Indian Reservation Governments.

Times Service Provided: Number of Households (Duplicative) Assisted

LINKAGES

E1 TRANSPORTATION SYSTEM: A program that administers a local transportation system regardless of income eligibility.

Times Service Provided: Number of One-way Trips

- E3 TRANSPORTATION ASSISTANCE:** Bus passes, tokens or rides are provided to low-income people by utilizing agency vehicles, volunteer vehicles or contract services.
Times Service Provided: Number of One-Way Trips
- E4 VEHICLE PROGRAM:** Vehicles are given or repaired for low-income individuals to assist them in becoming self-sufficient.
Times Service Provided: Number of Households Assisted
- F1 SENIOR ORIENTED SERVICES:** Program services exclusively oriented toward serving senior citizens, such as senior insurance and advocacy.
Times Service Provided: Number of Households Assisted
- F3 CHORE SERVICES:** Seniors and disabled individuals receiving assistance in minor home repair, yard maintenance and general housekeeping activities.
Times Service Provided: Number of Tasks Performed
- F5 RETIRED SENIOR VOLUNTEER PROGRAM (RSVP):** A volunteer placement service in which volunteers are placed with community programs.
Times Service Provided: Number of Volunteers Placed
- F6 SENIOR COMPANIONS/FOSTER GRANDPARENTS:** Volunteer seniors helping children and/or other senior individuals including peer counseling.
Times Service Provided: Number of Individuals Assisted
- K1 INFORMATION AND REFERRAL:** Information and direction on services available at other agencies through intake, outreach and other efforts to individuals seeking assistance.
Times Service Provided: Number of Referrals
- K2 OUTREACH:** Direct contact with low-income individuals aimed at identifying and reaching low-income households in order to assist them in participating in agency and community services.
Times Service Provided: Number of Households Contacted
- K3 ADVOCACY INFORMATION AND EDUCATION:** Efforts toward educating the public on the services provided and the need for the services. For example: publication of newspapers providing information on issues affecting low-income people, and voter registration.
Times Service Provided: Number of people receiving publications or attending an educational engagement.
- K4 CONTRACT SERVICES:** Intake or application services provided to help households access or determine eligibility for programs not directly administered by the agency, i.e.: MHFA loan application.
Times Service Provided: Number of Services

SELF-SUFFICIENCY

- J1 HEAD START:** Head Start assists low-income families break the cycle of poverty by improving the health and social competence of children age birth to five and pregnant women, and promoting economic self-sufficiency for parents. Includes Early Head Start.
Times Service Provided: Number of Children Enrolled

- J2 CHILD CARE:** The care of a child by someone other than a parent or legal guardian in or outside the child's home.
Times Service Provided: Number of Children Enrolled
- J3 CHILD CARE ASSISTANCE:** The administration of a county child care program (Basic Sliding Fee, MFIP, Child Care or Transitional Year Child Care) where direct client services are not performed.
Times Service Provided: Number of Children Enrolled
- J4 AT-RISK YOUTH:** Education and prevention activity relating to drugs, gangs and delinquency.
Times Service Provided: Number of Individuals Assisted
- J5 CAMPSHIP:** Low-income children are given chance to attend camp by subsidizing camp costs.
Times Service Provided: Number of Children Assisted
- J6 CHILD CARE RESOURCE AND REFERRAL (CCR&R):** Referral of families to licensed child care providers (family and center care) with current openings for type of care needed and assistance to households in becoming licensed child care providers.
Times Service Provided: Number of Families Referred
- J7 YOUTH RECREATION:** Sport skill instructions, good health practices and recreation to disadvantaged youth.
Times Service Provided: Number of Youth Served
- J8 PARENTING EDUCATION:** Direct provision of support to parents in their child rearing roles. Includes providing information on expectations for each stage of their child's development and offering practical ideas to encourage learning and develop positive parent-child relationships, when these services are not part of another program. Does not include referrals to other organizations (such as ECFE) that provide these services.
Times Service Provided: Number of Individuals Assisted
- J9 FATHERHOOD INITIATIVE:** Activities and assistance to promote and strengthen the role of fathers in families, when these services are not part of another program.
Times Service Provided: Number of Individuals Assisted
- J10 CRISIS NURSERY:** Temporary care for children who are at-risk of abuse and neglect or who have experienced abuse or neglect. Includes provision of or referral to support services.
Times Service Provided: Number of Children Assisted
- M1 SELF-SUFFICIENCY:** Case management to encourage and assist low-income people to become economically self-sufficient through education and employment. MFIP case management.
Times Service Provided: Number of Participants completing the program that have achieved or partially achieved economic self-sufficiency.
- M5 FAMILY LOAN PROGRAM:** Loans provided to low-income families.
Times Service Provided: Number of Households Assisted

HEALTH

- I1 HEALTH CARE AID: NON-FINANCIAL:** Health counseling programs, chemical dependency, planned parenthood, teen pregnancy, STD clinic and other health advocacy activities. (See I2 for financial aid for health care services)

Times Service Provided: Number of Individuals Assisted

- I2 HEALTH CARE AID - FINANCIAL:** Financial aid for medical costs, i.e. Rural Emergency Medical Assistance, payment for health services of outpatient visits, eye examinations, eyeglasses, prescription medicine or mental health.

Times Service Provided: Number of Individuals Assisted

- I3 FAMILY PLANNING:** Confidential family planning services including physical exams, screening, testing, education, and counseling which are provided on a sliding fee schedule.

Times Service Provided: Number of Individuals Assisted

OTHER

- A1 COMMUNITY DEVELOPMENT:** Subsidized business ventures to increase the employment opportunities for all individuals in the community including the economically disadvantaged.

Times Service Provided: Number of Ventures Subsidized

- A5 COTTAGE INDUSTRIES:** An outlet for homemade products of low-income individuals including financial support for equipment and supplies. Formation of networks for the production of items for sale.

Times Service Provided: Number of Participants



Contact Information & Reference

Community Action Partner Contact Information

Minnesota Indian Affairs Council

Annamarie Hill, Executive Director

Bemidji Office

3801 Bemidji Avenue, Suite 5
Bemidji, MN 56601
Phone: (218) 755-3825
Fax: (218) 755-3739
TTY: (800) 627-3529

St. Paul Office

161 St. Anthony Street
Suite 919,
St. Paul, MN 55103
Phone: (651) 296-0041
Fax: (651) 296-0309
Email: annamarie.hill@miac.org
Website: www.indianaffairs.state.mn.us

Minnesota Head Start Association

Gayle Kelly, Executive Director

804 Valley Drive
Duluth, MN 55804
Phone: (218) 728-1091
Fax: (218) 728-0083
Email: info@mnheadstart.org
Website: www.mnheadstart.org

Minnesota Coalition for the Homeless

Liz Kuoppala, Executive Director

2233 University Avenue West, Suite 434
Saint Paul, MN 55114
Phone: (651) 645-7332
Fax: (651) 645-7560
Email: kuoppala@yahoo.com
Website: www.mnhomelesscoalition.org

Hunger Solutions Minnesota

Colleen Moriarty, Executive Director

555 Park Street, Suite 420
St. Paul, MN 55103
Phone: (651) 486-9860
Fax: (651) 486-9866
Email: cmoriarty@hungersolutions.org
Website: www.hungersolutions.org

University of Minnesota Extension

Karen A. Shirer, Ph.D., Associate Dean

Extension Center for Family Development
University of Minnesota Extension
490A Coffey Hall
1420 Eckles Avenue
Saint Paul, MN 55108
Phone: (612) 626-3971
Email: shire008@umn.edu
Website: www.extension.umn.edu

Minnesota Department of Education

Early Learning Services

1500 Highway 36 West
Roseville, MN 55113
Phone: (651) 582-8200
Email: mde.els@state.mn.us
Website: <http://education.state.mn.us>

Minnesota Department of Commerce

Division of Energy Resources

85 7th Place East, Suite 500
St. Paul, MN 55101
Phone: (651) 296-5175
Email: general.commerce@state.mn.us
Website: <http://mn.gov/commerce/>

Community Action National Partners and Association Contact Information

Community Action Partnership (CAP)

Donald W. Mathis, President & CEO

1140 Connecticut Avenue NW
Suite 1210
Washington, DC 20036
Phone: (202) 265-7546
Fax: (202) 265-5048

Website:
www.communityactionpartnership.com

National Community Action Foundation (NCAF)

David Bradley, Executive Director

1 Massachusetts Avenue
Suite 310
Washington, DC 20001
Phone: (202) 842-2092
Fax: (202) 842-2095
Email: info@ncaf.org
Website: www.ncaf.org

CAPLAW

Community Action Program Legal Services, Inc.

Anita Lichtblau, Esq. Executive Director and General Counsel

178 Tremont Street, 10th Floor
Boston, MA 02111
Phone: (617) 357-6915
Email: caplawinfo@caplaw.org
Website: www.caplaw.org

Office of Community Services

Administration for Children & Families
U.S. Department of Health & Human Services

Jeannie Chaffin, Director Office of Community Services

Seth Hassett, Director Division of State Assistance

370 L'Enfant Promenade SW
Washington, DC 20447

Website: www.acf.hhs.gov/programs/ocs

The National Association for State Community Services Programs (NASCS)

Timothy R. Warfield, Executive Director

444 North Capital Street, NW
Suite 846
Washington, DC 20001
Phone: (202) 624-5866
Fax: (202) 624-8472
Website: www.nascsp.org

Minnesota Head Start Programs

Anoka County Community Action Programs, Inc.

Jacqueline Cross, Director
9574 Foley Boulevard Northwest
Coon Rapids, MN 55433
Phone: (763) 783-4300
Fax: (763) 783-4333
Email: jcross@accap.org

Arrowhead Economic Opportunity Agency

Norman E. Ferris, Director
702 3rd Avenue South
Virginia, MN 55792
Phone: (218) 749-2912
Fax: (218) 749-2944
Email: sferris@aeoa.org

Bi-County Community Action Programs, Inc.

Barb Moran, Director
1601 Connifer Avenue NW
PO Box 579
Bemidji, MN 56619-0579
Phone: (218) 751-4631
Fax: (218) 751-8452
Email: barb.moran@bicap.org

Bois Forte Reservation Head Start

Christine Bloom, Director
PO Box 16
Nett Lake, MN 55772
Phone: (218) 757-3265
Fax: (218) 757-3394
Email: cbloom@boisforte-nsn.gov

Child Care Resource and Referral

Sandy Simar, Director
126 Woodlake Drive Southeast
Rochester, MN 55904-5533
Phone: (507) 287-2020
Fax: (507) 287-2411
Email: sandys@c2r2.org

Community Action Partnership of Ramsey and Washington Counties Head Start

Deb Moses, Director
450 North Syndicate Street
Bigelow Building, Suite 5
St. Paul, MN 55104
Phone: (651) 603-5807
Fax: (651) 603-5990
Email: dmoses@caprw.org

Community Action Partnership of Scott, Carver, and Dakota Counties

Laura Gilkey, Director
2496 145th Street West
Rosemount, MN 55068
Phone: (651) 322-3500
Fax: (651) 322-3555
Email: lgilkey@capagency.org

Duluth Head Start

Pam Rees, Director
Barnes EC Center, 2102 Blackman Avenue
Duluth, MN 55811
Phone: (218) 336-8815
Fax: (218) 336-8819
Email: pamela.rees@duluth.k12.mn.us

Fond du Lac Reservation

Marilu Johnsen, Director
105 University Road
Cloquet, MN 55720
Phone: (218) 878-8100
Fax: (218) 878-8115
Email: marilujohnsen@fdlrez.com

Grand Portage Reservation Business Committee

Debbie Petty, Director
PO Box 428
Grand Portage, MN 55605
Phone: (218) 475-2234
Fax: (218) 475-2693
Email: gphheadstart@boreal.org

Heartland Community Action Agency, Inc.

Cathy Nelson-Messer, Director
101 South Vesta Street
PO Box 36
Cosmos, MN 56228
Phone: (320) 235-0850
Fax: (320) 877-7483
Email: cathynm@heartlandcaa.org

Inter-County Community Council Head Start

D'Anne Johnson, Director
PO Box 189
Oklee, MN 56742
Phone: (218) 796-5144
Fax: (218) 796-5175
Email: djohnson@intercountycc.org

KOOTASCA Community Action Head Start

Maureen Rosato, Director
1213 Southeast Second Avenue
Grand Rapids, MN 55744
Phone: (218) 327-6700
Fax: (218) 327-6733
Email: maureenr@kootasca.org

Lakes & Pines Community Action Council

Becky Hanson, Director
1700 Maple Avenue East
Mora, MN 55051-1227
Phone: (320) 679-1800
Fax: (320) 679-4139
Email: beckyh@lakesandpines.org

Lakes & Prairies Community Action**Clay Wilkin Head Start**

Pam Bernstein, Director
715 11th Street North
Moorhead, MN 56560
Phone: (218) 299-7017
Fax: (218) 299-7547
Email: pamb@lakesandprairies.net

Leech Lake Band of Ojibwe

Lee Turney, Director
EC Development Program
115 6th Street Northwest, Suite E
Cass Lake, MN 56633
Phone: (218) 335-8336
Fax: (218) 335-8255
Email: lee.turney@llojibwe.com

Mahube-Otwa Community Action Partnership

Margaret Aho, Director
1125 West River Road
PO Box 747
Detroit Lakes, MN 56502-0747
Phone: (218) 847-1385
Fax: (218) 847-1388
Email: maho@mahube.org

Mille Lacs Band of Ojibwe

Tammy Wickstrom, Director
43408 Odena Drive
Onamia, MN 56359
Phone: (320) 532-4690
Fax: (320) 532-7862
Email: twickstrom@nas.k12.mn.us

Minnesota Valley Action Council

Chris Marben, Director
464 Raintree Road
Mankato, MN 56001
Phone: (507) 345-6822
Fax: (507) 345-2414
Email: cmarben@mnvac.org

Northwest Community Action Head Start

Mark Carlson, Director
312 North Main Street
PO Box 67
Badger, MN 56714
Phone: (218) 528-3227
Fax: (218) 528-3259
Email: mcarlson@nwcaa.org

Otter Tail-Wadena Community Action Council

Jan Herseth, Director
109 South Walker Avenue
PO Box L
New York Mills, MN 56567
Phone: (218) 385-2900
Fax: (218) 385-4544
Email: jherseth@otwcac.org

Parents in Community Action, Inc.

Rico Alexander, Director
700 Humboldt Avenue North
Minneapolis, MN 55411
Phone: (612) 374-8309
Fax: (612) 374-8311
Email: ralexander@picaheadstart.org

Prairie Five Community Action Council

Darcy Kleven, Director
422 5th Avenue, Suite 307
Madison, MN 56256
Phone: (320) 598-3118
Fax: (320) 598-3025
Email: darcy.kleven@lqpcoc.com

Reach-Up Head Start

Linda Maron, Director
1250 Johnson Road
St. Cloud, MN 56304
Phone: (320) 253-8110
Fax: (320) 253-1107
Email: lmaron@reachupinc.org

Red Lake Community Action Agency

Beverly King, Director
PO Box 53
Red Lake, MN 56671
Phone: (218) 679-3396
Fax: (218) 679-2923
Email: rldhdst@paulbunyan.net

Semcac

Beth Stanford, Director
204 South Elm Street
PO Box 549
Rushford, MN 55971
Phone: (507) 864-8271
Fax: (507) 864-2440
Email: beth.stanford@semcac.org

Southwestern Minnesota Opportunity Council

Judy Fiola, Director
1106 3rd Avenue
Worthington, MN 56187
Phone: (507) 376-4195
Fax: (507) 376-3636
Email: jfiola@smoc.us

Three Rivers Head Start

Kim Scanlan, Director
1414 North Star Drive
Zumbrota, MN 55992
Phone: (507) 732-7391
Fax: (507) 732-8547
Email: kim.scanlan@threeriverscap.org

Tri-County Community Action, Inc. (TCC)

Larry Ketchum, Director
501 Le Mieur Street
Little Falls, MN 56345
Phone: (320) 632-3691
Fax: (320) 632-3695
Email: larry.ketchum@tccaction.com

Tri-Valley Opportunity Council

Laurie Coleman, Director
102 North Broadway
PO Box 607
Crookston, MN 56716
Phone: (218) 281-5832
Fax: (218) 281-6676
Email: lauriec@TVOC.org

Upper Midwest American Indian Center

Allison Dakota, Director
1035 West Broadway
Minneapolis, MN 55411
Phone: (612) 522-4436
Fax: (612) 529-5265
Email: adlittlesteps@yahoo.com

**West Central Minnesota
Communities Action, Inc.**

Valerie Arnquist, Director
411 Industrial Park Boulevard
Elbow Lake, MN 56531
Phone: (218) 685-4486
Fax: (218) 685-6741
Email: vala@wcmca.org

Western Community Action, Inc.

Gail Goltz, Director
1400 South Saratoga Street
Marshall, MN 56258
Phone: (507) 537-1416
Fax: (507) 537-1849
Email: gail.goltz@wcainc.org

White Earth Reservation Tribal Council

Angela Soyring, Director
40560 County Highway 34
White Earth, MN 56591
Phone: (218) 983-3285
Fax: (218) 983-4106
Email: angelas@whiteearth.com

Wright County Community Action, Inc.

Cindy Boman, Director
130 Division Street West PO Box 787
Maple Lake, MN 55358-0787
Phone: (320) 963-6500
Fax: (320) 963-5745
Email: cboman@wccaweb.com

Minnesota Energy Assistance Programs

Anoka County Community

Action Programs, Inc.

Donna Mattson
1201 89th Avenue Northeast
Blaine, MN 55434
Phone: (763) 783-4712
Counties served: Anoka

Arrowhead Economic Opportunity Agency

Scott Zahorik
702 Third Avenue South
Virginia, MN 55792-2797
Phone: (218) 749-2912
Counties served: Cook, Lake and St. Louis
(including Duluth and Grand Portage
Reservation)

Bi-County Community Action Programs, Inc.

Linda Lien
6603 Bemidji Avenue North
Bemidji, MN 56601
Phone: (218) 751-4631
Fax: (218) 751-8452
Counties served: Beltrami and Cass

Bois Forte Reservation

Shelley Strong
5344 Lake Shore Drive
PO Box 16
Nett Lake, MN 55772
Phone: (218) 757-3261
Email: smstrong@boisforte.nsn.gov
Counties served: Reservation

Brown County Family Services

Nancy Braam
1117 Center Street, PO Box 788
New Ulm, MN 56073-0788
Phone: (507) 359-6504
Fax: (507) 359-6542
Counties served: Brown

Clearwater County

Department of Human Services

Tammy Kortan
PO Box X
Bagley, MN 56621-0682
Phone: (218) 694-6164
Counties served: Clearwater

Community Action of Minneapolis

Fenton Hyacinthe
2104 Park Avenue
Minneapolis, MN 55404
Phone: (612) 335-5837
Email: fhyacinthe@camppls.org
Counties served: City of Minneapolis only

Community Action Partnership of Ramsey and Washington Counties

Catherine Fair
450 Syndicate Street North, Suite 122
St. Paul, MN 55104
Phone: (651) 645-6470
Email: cfair@caprw.org
Counties served: Ramsey and Washington

Community Action Partnership of Scott, Carver, and Dakota Counties

Susan Hilla
496 145 Street West
Rosemount, MN 55068
Phone: (651) 322-3500
Email: shilla@capagency.org
Counties served: Carver, Dakota and Scott

Community Action Partnership of Suburban Hennepin

Scott Zemke
8800 Highway 7, Suite 401
St. Louis Park, MN 55426
Phone: (952) 930-3541
Email: szemke@capsh.org
Counties served: Hennepin (Suburban –
excluding City of Minneapolis)

Fond du Lac Reservation

Joan Markon
1720 Big Lake Road
Cloquet, MN 55720
Phone: (218) 879-4593
Email: joanmarkon@fdlrez.com
Counties served: Reservation

Heartland Community Action Agency

Patricia Elizondo
200 SouthWest 4th Street
Willmar, MN 56201
Phone: (320) 235-0850
Email: patriciae@heartlandcaa.org
Counties served: Kandiyohi, McLeod, Meeker

Inter-County Community Council

Wesley Roland
207 Main Street
PO Box 189
Oklee, MN 56742
Phone: (218) 796-5144
Email: wroland@intercountycc.org
Counties served: Pennington, Polk (East) and Red Lake

KOOTASCA Community Action

Dana Herschbach
1213 Southeast Second Avenue
Grand Rapids, MN 55744
Phone: (218) 327-6703
Counties served: Itasca and Koochiching

Lakes & Pines Community Action Council

Richard Fuchs
1700 Maple Avenue East
Mora, MN 55051-1227
Phone: (320) 679-1800
Email: richardf@lakesandpines.org
Counties served: Aitkin, Carlton, Chisago, Isanti, Kanabec, Mille Lacs and Pine

Leech Lake Band of Ojibwe

Connie Littlewolf
115 6th Street Northwest
Cass Lake, MN 56633
Phone: (218) 335-3783
Counties served: Reservation

Lutheran Social Services (LSS)

Judy Steinke
716 East Street
Brainerd, MN 56401
Phone: (218) 829-5000
Email: energy@lssmn.org
Counties served: Crow Wing

Mahube-Otwa Community Action Partnership

Cal Mayfield
1125 West River Road
PO Box 747
Detroit Lakes, MN 56502-0747
Phone: (218) 847-1385
Email: cmayfield@mahube.org
Counties served: Becker, Hubbard, Mahnomen, Otter Tail, and Wadena

Mille Lacs Band of Ojibwe Indians

Freedom Porter
43408 Odena Drive
Onamia, MN 56359
Phone: (320) 532-4181
Counties served: Reservation

Minnesota Valley Action Council

Judd Schultz
464 Raintree Road
Mankato, MN 56001
Phone: (507) 345-6822
Email: jschultz@mnvac.org
Counties served: Blue Earth, Faribault, Le Sueur, Martin, Nicollet, Sibley, Waseca and Watonwan

Northwest Community Action

Yvonne Erickson
312 North Main Street
Badger, MN 56714
Phone: (218) 528-3258
Email: pczak@nwcaa.org
Counties served: Kittson, Lake of the Woods,
Marshall (East) and Roseau

Olmsted County Community Services

Mina Wilson
2117 Campus Drive SE, Suite 100
Rochester, MN 55904
Phone: (507) 328-6354
Email: csmailbox@co.olmsted.mn.us
Counties served: Olmsted

Prairie Five Community Action Council

Kathy Sundstedt
719 North 7th Street, PO Box 159
Montevideo, MN 56265-0159
Phone: (320) 269-6578
Counties served: Big Stone, Chippewa, Lac qui
Parle, Swift and Yellow Medicine

Red Lake Band of Chippewa Indians

Ramona Desjarlait
15531 Main Avenue, PO Box 190
Red Lake, MN 56671
Phone: (218) 679-1880
Email: ramonad@paulbunyan.net
Counties served: Reservation

Renville County Human Services

Peggy Markgraf
105 South 5th Street
Olivia, MN 56277
Phone: (320) 523-5522
Counties served: Renville

Semcac

Gerry Krage
204 South Elm Street
PO Box 549
Rushford, MN 55971
Phone: (507) 864-8240
Email: gerry.krage@semcac.org
Counties served: Dodge, Fillmore, Freeborn,
Houston, Mower, Steele and Winona

Southwestern Minnesota Opportunity Council

Doug Mead
1106 3rd Avenue
Worthington, MN 56187
Phone: (507) 376-4195
Email: dmead@smoc.us
Counties served: Murray, Nobles, Pipestone,
Rock

Three Rivers Community Action

Marla Lodermeier
1414 North Star Drive
Zumbrota, MN 55992
Phone: (507) 732-8523
Email: marla.lodermeier@threeriverscap.org
Counties served: Goodhue, Rice and Wabasha

Todd County Social Services

Phil Johnson
Courthouse Annex
212 2nd Avenue South
Long Prairie, MN 56347-1640
Phone: (320) 732-4500
Email: phil.johnson@co.todd.mn.us
Counties served: Todd

Tri-County Action Program

Dan Roberts
1210 23rd Avenue South, PO Box 683
Waite Park, MN 56387
Phone: (320) 251-1612
Email: dan.roberts@tricap.org
Counties served: Benton, Morrison, Sherburne
and Stearns

Tri-Valley Opportunity Council

Phil Wold
1407 Erskine Street
Crookston, MN 56716
Phone: (218) 281-0190
Email: phil@tvoc.org
Counties served: Marshall (West), Norman and Polk (West)

**West Central Minnesota
Community Action, Inc.**

Becky Belmont
411 Industrial Park Boulevard
Elbow Lake, MN 56531
Phone: (218) 685-4486
Email: beckyb@wcmca.org
Counties served: Clay, Douglas, Grant, Pope, Stevens, Traverse and Wilkin

Western Communities Action, Inc.

Rachel Bagley
1400 South Saratoga Street
Marshall, MN 56258
Phone: (507) 537-1416
Email: rachel.bagley@wcainc.org
Counties served: Cottonwood, Jackson, Lincoln, Lyon and Redwood

White Earth Reservation

Christine Fairbanks
3303 US Highway 59
White Earth, MN 56589
Phone: (218) 473-2711
Email: christinef@whiteearth.com
Counties served: Reservation

Wright County Community Action, Inc.

Larry Howard
130 Division Street West
PO Box 787
Maple Lake, MN 55358
Phone: (320) 963-6500
Email: lhoward@wccaweb.com
Counties served: Wright

Minnesota Weatherization Programs

Anoka County Community Action Programs, Inc.

Donna Mattson
1201 89TH Avenue Northeast, Suite 345
Blaine, MN 55434
Phone: (763) 783-4739
Email: donna.mattson@accap.org
Counties served: Anoka

Arrowhead Economic Opportunity Agency, Inc.

Scott Zahorik
702 Third Avenue South
Virginia, MN 55792-2797
Phone: (218) 749-2912
Email: dave.johnson@aeoa.org
Counties served: Cook, Lake and St. Louis

BI-County Community Action Programs, Inc.

Harry Entwistle
6603 Bemidji Avenue N
Bemidji, MN 56601
Phone: (218) 751-4631
Fas: (218) 751-8452
Email: harry.entwistle@bicap.org
Counties served: Beltrami and Cass

Bois Forte Reservation Tribal Council

Shelley Strong
5344 Lake Shore Drive
PO Box 16
Nett Lake, MN 55772
Phone: (218) 757-3261
Fax: (218) 757-3312
Email: smsstrong@boisforte-nsn.gov
Counties served: Reservation

Community Action of Minneapolis

Jack Bethke
2801 21st Avenue South, Suite 150
Minneapolis, MN 55407
Phone: (612) 335-5911
Email: jbethke@campls.org
Counties served: City of Minneapolis

Community Action Partnership of Ramsey and Washington Counties

Cindy Webster
3315 Labore Road
Vadnais Heights, MN 55110
Phone: (651) 482-8260
Email: cwebster@caprw.org
Counties served: Ramsey and Washington

Community Action Partnership of Scott, Carver, and Dakota Counties

Susan Hilla
496 145th Street West
Rosemount, MN 55068
Phone: (651) 322-3500
Email: shilla@capagency.org
Counties served: Carver and Scott

Dakota County

Community Development Agency

Bruce Anderson
1228 Town Centre Drive
Eagan, MN 55123-1066
Phone: (651) 675-4400
Email: banderson@dakotacda.state.mn.us
Counties served: Dakota

Fond du Lac Reservation

Joan Markon
1720 Big Lake Road
Cloquet, MN 55720
Phone: (218) 879-4593
Email: joanmarkon@fdlrez.com
Counties served: Reservation

Heartland Community Action Agency, Inc.

Judith Deming
200 Fourth Street Southwest
Willmar, MN 56201
Phone: (320) 235-0850
Email: juded@heartlandcaa.org
Counties served: Kandiyohi, McLeod, Meeker and Renville

Inter-County Community Council, Inc.

Wesley Roland
207 Main Street, PO Box 189
Oklee, MN 56742
Phone: (218) 796-5144
Email: wroland@intercountycc.org
Counties served: Clearwater, Pennington, Polk (East) and Red Lake

KOOTASCA Community Action, Inc

Dana Herschback
1213 Southeast Second Avenue
Grand Rapids, MN 55744-3984
Phone: (218) 327-6703
Email: danah@kootasca.org
Counties served: Itasca and Koochiching

Lakes and Pines Community Action Council, Inc.

Richard Fuchs
1700 Maple Avenue East
Mora, MN 55051-1227
Phone: (320) 679-1800
Email: richardf@lakesandpines.org
Counties served: Aitkin, Carlton, Chisago, Isanti, Kanabec, Mille Lacs and Pine

Leech Lake Reservation Tribal Council

Jim Oxford
115 Sixth Street NW, Suite E
Cass Lake, MN 56633
Phone: (218) 335-4419
Email: jim.oxford@llojibwe.org
Counties served: Reservation

Mahube-Otwa Community Action Partnership, Inc.

Cal Mayfield
1125 West River Road
PO Box 747
Detroit Lakes, MN 56502
Phone: (218) 847-1385
Email: cmayfield@mahube.org
Counties served: Becker, Hubbard, Mahnommen, Otter Tail, Wadena, and Western Polk

Mille Lacs Band of Ojibwe Indians

Freedom Porter
43408 Oodena Drive
Onamia, MN 56359
Phone: (320) 532-4181
Email: freedom.porter@millelacsband.com
Counties served: Reservation

Minnesota Valley Action Council, Inc.

Judd Schultz
464 Raintree Road
Mankato, MN 56001
Phone: (507) 345-6822
Email: jschultz@mnvac.org
Counties served: Blue Earth, Brown, Faribault, LeSueur, Martin, Nicollett, Sibley, Waseca and Watonwan

Northwest Community Action, Inc.

Tim Anacabe
312 North Main Street
PO Box 67
Badger, MN 56714-0695
Phone: (218) 528-3258
Email: dchristianson@nwcaa.org
Counties served: Kittson, Lake of the Woods, Marshall (East) and Roseau

Prairie Five Community Action Council, Inc.

Laura Milbrandt
719 North 7th Street
PO Box 302
Montevideo, MN 56265
Phone: (320) 269-6578
Email: laurap5@willmarnet.com
Counties served: Big Stone, Chippewa, Lac qui Parle, Swift and Yellow Medicine

Red Lake Band of Chippewa Indians

Ramona Desjarlait
15531 Main Avenue
PO Box 190
Red Lake, MN 56671
Phone: (218) 679-1880
Email: ramonad@paulbunyan.net
Counties served: Reservation

Semcac

Gerry Krage
204 South Elm Street
PO Box 549
Rushford, MN 55971-0549
Phone: (507) 864-8240
Email: gerry.krage@semcac.org
Counties served: Dodge, Fillmore, Freeborn, Houston, Mower, Olmsted, Steele and Winona

Southwestern Minnesota Opportunity Council, Inc.

Doug Mead
1106 3rd Avenue
PO Box 787
Worthington, MN 56187
Phone: (507) 376-4195
Email: dmead@smoc.us
Counties served: Murray, Nobles, Pipestone and Rock

Sustainable Resources Center

Chris Hale
1081 Tenth Avenue Southeast
Minneapolis, MN 55414
Phone: (612) 872-3289
Email: c.hale@src-mn.org
Counties Served: Hennepin excluding City of Minneapolis

Three Rivers Community Action, Inc.

Clara Krause
1414 North Star Drive
Zumbrota, MN 55992
Phone: (507) 732-8513
Email: clara.krause@threeriverscap.org
Counties served: Goodhue, Rice and Wabasha

Tri-County Action Program, Inc. (Tri-CAP)

Dan Roberts
1210 23rd Avenue South
PO Box 683
Waite Park, MN 56387
Phone: (320) 255-1612
Email: dan.roberts@tricap.org
Counties served: Benton, Sherburne and Stearns

Tri-County Community Action, Inc. (TCC)

Danette Ringwelski
501 Le Mieur Street
Little Falls, MN 56345-0368
Phone: (320) 632-3691
Email: danette.ringwelski@tccaction.com
Counties served: Crow Wing, Morrison, and Todd

**West Central Minnesota
Communities Action, Inc.**

Becky Belmont
411 Industrial Park Boulevard
Elbow Lake, MN 56531
Phone: (218) 685-4486
Email: bekyb@wcmca.org
Counties served: Clay, Douglas, Grant, Pope,
Stevens, Traverse and Wilkin

Western Community Action, Inc.

Rachel Bagley
1400 South Saratoga Street
Marshall, MN 56258
Phone: (507) 537-1416
Email: rachel.bagley@wcainc.org
Counties served: Cottonwood, Jackson, Lincoln,
Lyon and Redwood

White Earth Reservation Tribal Council

Anthony Donner
3303 Highway 59
Wauban, MN 56589
Phone: (218) 473-4663
Email: anthonyd@whiteearth.com
Counties served: Reservation

Wright County Community Action, Inc.

Larry Howard
130 West Division Street
PO Box 787
Maple Lake, MN 55358
Phone: (320) 963-6500
Email: lhoward@wccaweb.com
Counties served: Wright

Legislative Directory:

State and Congressional Representatives by Community Action Agency, Head Start Program and Tribal Government

Anoka County Community Action Program

Representatives: 31A-Kurt Daudt, 31B- Tom Hakbarth, 35A- Jim Abeler, 35B-Peggy Scott, 36A- Mark Uglem, 36B-Melissa Hortman, 37A- Jerry Newton, 37B-Tim Sanders, 38A-Linda Runbeck, 41A-Connie Bernardy,41B-Carolyn Laine,

Senators: 31-Michelle Benson, 35- Branden Peterson, 36 – John Hoffman, 37 – Alice Johnson, 38- Roger Chamberlain, 41-Barb Goodwin

Congressional: 3- Erik Paulsen, 5-Keith Ellison, 6-Michele Bachmann, Senators Amy Klobuchar and Al Franken

Arrowhead Economic Opportunity Agency

Representatives: 3A-David Dill, 3B-Mary Murphy, 6A-Carly Melin, 6B-Jason Metsa, 7A-Tom Huntley, 7B-Erik Simonson

Senators: 3 -Tom Bakk, 6-David Tomassoni, 7-Roger Reinert,

Congressional: 8-Rick Nolan, Senators Amy Klobuchar and Al Franken

Bi-County Community Action Program

Representatives: 2A-Roger Erikson, 5A-John Persell,5B Tom Anzelc, 9AMark Anderson

Senators: 2-Rod Skoe, 5- Tom Saxhaug, 9- Paul Gazelka

Congressional: 7-Collin Peterson, 8-Jim Nolan, Senators Amy Klobuchar and Al Franken

Bois Forte Reservation Business Committee

Representatives: 3A-David Dill,5A-John Persell, 5B-Tom Anzelc, 6A-Carly Melin

Senators: 3-Tom Bakk, 5-Tom Saxhaug, 6-David Tomassoni

Congressional: 8-Rick Nolan, Senators Amy Klobuchar and Al Franken

Community Action Duluth

Representatives: 3B-Mary Murphy, 7A-Tom Huntley, 7B-Erik Simonson

Senators: 3-Tom Bakk, 7-Roger Reinert

Congressional: 8-Rick Nolan, Senators Amy Klobuchar and Al Franken

Community Action Partnership for Ramsey and Washington Counties

Representatives: 38A-Linda Runbeck, 38B-Matt Dean, 39A-Bob Dettmer, 39B-Kathy Lohmer, 41A-Connie Bernardy, 41B-Carolyn Laine, 42A-Barb Yarusso, 42B-Jason Isaacson, 43A-Peter Fischer, 43B-Leon Lillie, 53A-JoAnn Ward, 53B-Andrea Kieffer, 54A-Dan Schoen, 54B-Denny McNamara, 64A-Erin Murphy, 64B-Michael Paymar, 65A-Rena Moran, 65B-Carlos Mariani, 66A-Alice Hausman, 66B-John Lesch, 67A-Tim Mahoney, 67B-Sheldon Johnson

Senators: 38- Roger Chamberlain, 39-Karin Housley, 41-Barb Goodwin, 42-Bev Scalze, 43-Chuck Wiger, 53- Susan Kent, 54-Katie Sieben, 64-Dick Cohen, 65- Sandy Pappas, 66-John Marty, 67-Foung Hawj

Congressional: 2-John Kline, 4-Betty McCollum, 5-Keith Ellison, 6-Michele Bachmann, Senators Amy Klobuchar and Al Franken

Community Action Partnership of Scott, Carver, and Dakota Counties

Representatives: 20A-Kelby Woodard, 33B-Cindy Pugh, 47A-Ernie Leidiger, 47B-Joe Hoppe, 51A-Sandra Masin, 51B-Laurie Halverson, 52A-Rick Hansen, 52B-Joe Atkins, 54A-Dan Schoen, 54B-Denny McNamara, 55A-Mike Beard, 55B-Tony Albright, 56A-Pam Myhra, 56B-Will Morgan, 57A-Tara Mack, 57B-Anna Wills, 58A-Mary Liz Holberg, 58B-Pat Garofalo

Senators: 20-Kevin Dahle, 33-David Osmek, 47-Julianne Ortman, 51-Jim Carlson, 52-James Metzen, 54-Katie Sieben, 55- Eric Pratt, 56-Dan Hall, 57-Greg Clausen, 58- Dave Thompson.

Congressional: 2-John Kline, 4-Betty McCollum, Senators Amy Klobuchar and Al Franken

Community Action Partnership for Suburban Hennepin

Representatives: 29A-Joe McDonald, 30B-David Fitzsimmons, 33A- Jerry Hartaus, 33-Cindy Pugh, 34A-Joyce Peppin, 34B-Kurt Zellers, 36A-Mark Uglem, 36B-Melissa Hortman, 40A-Mike Nelson, 40B- Debra Hilstrom, 41B-Carolyn Laine, 44A-Sarah Anderson, 44B-John Benson, 45A-Lyndon Carlson, 45B-Mike Freiberg, 46A-Ryan Winkler, 46B-Steve Simon, 48A-Yvonne Selcer, 48B-Jennifer Loon, 49A-Ron Erhardt, 49B-Paul Rosenthal, 50A-Linda Slocum, 50B- Ann Lenczewski

Senators: 29-Bruce Anderson, 30-Mary Kiffmeyer, 33-David Osmek, 34-Warren Limmer, 36-John Hoffman, 40-Chris Eaton, 41-Barb Goodwin, 44-Terri Bonoff, 45-Ann Rest, 46-Ron Latz, 48-David Hann, 49-Melissa Franzen, 50-Melisa Halvorson-Wiklund

Congressional: 2-John Kline, 3-Erik Paulsen, 6-Michele Bachmann, Senators Amy Klobuchar and Al Franken

Community Action of Minneapolis

Representatives: 59A-Joe Mullery, 59B-Raymond Dehn, 60A-Diane Loeffler, 60B-Phyllis Kahn, 61A-Frank Hornstein, 61B-Paul Thissen, 62A-Karen Clark, 62B-Susan Allen, 63A-Jim Davnie, 63B-Jean Wagenius

Senators: 59-Bobby Jo Champion, 60-Kari Dzedzic, 61-Scott Dibble, 62- Jeff Hayden, 63-Patricia Torres Ray

Congressional: 5-Keith Ellison, Senators Amy Klobuchar and Al Franken

Duluth Head Start

Representatives: 3B-Mary Murphy, 7A-Tom Huntley, 7B-Erik Simonson

Senators: 3-Tom Bakk, 7-Roger Reinert

Congressional: 8-Rick Nolan, Senators Amy Klobuchar and Al Franken

Fond du Lac Reservation Business Committee

Representatives: 3A-David Dill, 3B-Mary Murphy, 6A-Carly Melin, 6B-Jason Metsa, 7A-Tom Huntley, 7B-Erik Simonson, 11A-Mike Sundin

Senators: 3 -Tom Bakk, 6-David Tomassoni, 7-Roger Reinert,

Congressional: 8-Rick Nolan, Senators Amy Klobuchar and Al Franken

Grand Portage Reservation

Representative: 3A-David Dill

Senator: 3-Tom Bakk

Congressional 8-Rick Nolan, Senators Amy Klobuchar and Al Franken

Heartland Community Action Agency

Representatives: 16B-Paul Torkelson, 17A-Andrew Falk, 17B-Mary Sawatzky, 18A-Dean Urdahl, 18B-Glenn Gruenhagen

Senators: 16-Gary Dahms, 17-Lyle Koenen, 18-Scott Newman

Congressional: 7-Collin Peterson, Senators Amy Klobuchar and Al Franken

Inter-County Community Council

Representatives: 1A-Dan Fabien, 1B-Debra Kiel, 2A-Roger Erickson, 2B-Steve Green,

Senators: 1-Leroy Stumpf, 2-Rod Skoe

Congressional: 7-Collin Peterson, Senators Amy Klobuchar and Al Franken

KOOTASCA Community Action

Representatives: 3A-David Dill, 5A- John Persell, 5B-Tom Anzelc, 6A-Carly Melin

Senators: 3-Tom Bakk, 5-Tom Saxhaug, 6-David Tomassoni

Congressional: 8-Rick Nolan, Senators Amy Klobuchar and Al Franken

Lakes & Pines Community Action Council

Representatives: 10B- Joe Radinovich, 11A-Mike Sundin, 11B-Tim Faust, 15A-Sondra Erikson, 31A-Kurt Daudt, 32A-Brian Johnson, 32B-Bob Barrett, 39A Bob Dettmer

Senators: 10-Carrie Ruud, 11-Tony Lourey,15-Dave Brown, 31-Michelle Benson, 32-Sean Nienow, 39-Karin Housely

Congressional: 8-Rick Nolan, Senators Amy Klobuchar and Al Franken

Lakes and Prairies Community Action Partnership

Representatives: 4A-Ben Lien, 4B-Paul Marquart, 12A-Jay McNamar

Senators: 4-Kent Eken, 12-Torrey Westrom

Congressional: 7-Collin Peterson, Senators Amy Klobuchar and Al Franken

Leech Lake Reservation Tribal Council

Representatives: 2A-Roger Erickson, 2B-Steve Green, 5A-John Persell, 5B-Tom Anzelc, 6A-Carly Melin, 9A-Mark Anderson

Senators: 2-Rod Skoe, 5-Tom Saxhuag, 6-David Tomassoni, 9-Paul Gazelka

Congressional: 7-Collin Peterson, 8-Rick Nolan, Senators Amy Klobuchar and Al Franken

Lower Sioux Community Council

Representatives: 16A-Chris Swedzinski, 16B-Paul Torkelson, 22B-Rod Hamilton

Senators: 16-Gary Dahms, 22-Bill Weber

Congressional: 1-Tim Walz, 7-Collin Peterson, Senators Amy Klobuchar and Al Franken

Mahube-Otwa CAP

Representatives: 2A-Roger Erickson, 2B-Steve Green, 5A-John Persell, 4B-Paul Marquart, 8A-Bud Nornes, 8B-Mary Franson, 9A-Mark Anderson

Senators: 2-Rod Skoe, 4-Kent Eken, 5-Tom Saxhaug, 8-Bill Ingrebrigtsen, 9-Paul Gazelka

Congressional: 7-Collin Peterson, 8-Rick Nolan, Senators Amy Klobuchar and Al Franken

Mille Lacs Band of Chippewa Indians

Representatives: 5A-John Persell, 5B Tom Anzelc, 11B-Tim Faust, 15A-Sondra Erickson, 15B-Jim Newberger

Senators: 5-Tom Saxhuag, 11-Tony Lourey, 15-David Brown

Congressional: 8-Rick Nolan, Senators Amy Klobuchar and Al Franken

Minnesota Valley Action Council

Representatives: 16B-Paul Torkelson, 18B- Glen Gruenhagen, 19A-Terry Morrow, 19B-Kathy Brynaert, 20A-Kelby Woodard, 20B-David Bly, 23A-Bob Gunther, 23B-Tony Cornish, 24A-John Petersburg, 27A-Sharon Savick

Senators: 16- Gary Dahms, 18-Scott Newman, 19-Kathy Sheran, 20-Kevin Dahle, 23-Julie Rosen, 24-Vicki Jensen, 27-Dan Sparks

Congressional: 1-Tim Walz, 7-Collin Peterson, Senators Amy Klobuchar and Al Franken

Northwest Community Action

Representatives: 1A-Dan Fabien, 2A-Roger Erickson

Senators: 1-LeRoy Stumpf, 2-Rod Skoe

Congressional: 7-Collin Peterson, Senators Amy Klobuchar and Al Franken

Olmsted Community Action Program

Representatives: 25A-Duane Quam, 25B-Kim Norton , 26A-Tina Liebling, 26B-Mike Benson

Senators: 25-Dave Senjem, 26-Carla Nelson

Congressional: 1-Tim Walz, Senators Amy Klobuchar and Al Franken

Parents In Community Action (PICA)

Representatives: 36B-Melissa Hortman, 45B-Mike Freiberg, 50A-Linda Slocum, 59A-Joe Mullery, 59B-Raymond Dehn, 60A-Diane Loeffler, 60B-Phyllis Kahn, 61A-Frank Hornstein, 61B-Paul Thissen, 62A-Karen Clark, 62B-Susan Allen, 63A-Jim Davnie, 63B-Jean Wagenius

Senators: 59-Bobby Jo Champion, 60-Kari Dzedzic, 61-Scott Dibble, 62- Jeff Hayden, 63-Patricia Torres Ray

Congressional: 5-Keith Ellison, Senators Amy Klobuchar and Al Franken

Prairie Five Community Action Council

Representatives: 12A-Jay McNamar, 16A-Chris Swedzinski, 17A-Andrew Falk

Senators: 12-Torrey Westrom, 16-Gary Dahms, 17-Lyle Koenen

Congressional: 7-Collin Peterson, Senators Amy Klobuchar and Al Franken

Prairie Island Tribal Council

Representatives: 21A-Tim Kelly, 21B-Steve Drazkowski, 58B-Pat Garofalo

Senators: 21- Matt Schmit, 58-Dave Thompson

Congressional: 1-Tim Walz, 2-John Kline, Senators Amy Klobuchar and Al Franken

Red Lake Band of Chippewa Indians

Representatives: 2A-Roger Erickson, 2B-Steve Green, 5A-John Persell

Senators: 2-Rod Skoe, 5-Tm Saxhaug

Congressional: 7-Collin Peterson, 8-Rick Nolan, Senators Amy Klobuchar and Al Franken

Semcac

Representatives: 21B-Steve Drazkowski, 24A-John Petersburg, 24B-Patti Fritz, 25A-Duane Quam, 27A-Shannon Savick, 27B-Jeanne Poppe, 28A-Gene Pelowski Jr., 28B-Greg Davids

Senators: 21-Matt Schmit, 24-Vicki Jensen, 25-Dave Senjem, 27-Dan Sparks, 28-Jeremy Miller

Congressional: 1-Tim Walz, Senators Amy Klobuchar and Al Franken

Shakopee-Mdewakanton Sioux Community

Representatives: 47A-Ernie Leidiger, 47B-Joe Hoppe

Senators: 47-Julianne Ortman

Congressional: 2-John Kline, Senators Amy Klobuchar and Al Franken

Southwestern Minnesota Opportunity Council

Representatives: 22A-Joe Schomacker, 22B-Rod Hamilton

Senators: 22- Bill Weber

Congressional: 1-Tim Walz, Senators Amy Klobuchar and Al Franken

Three Rivers Community Action

Representatives: 20B-David Bly, 21A-Tim Kelly, 21B-Steve Drazkowski, 24B-Patti Fritz, 58B-Pat Garofalo

Senators: 20-Kevin Dahle, 21- Matt Schmit, 24-Vicki Jensen, 58-Dave Thompson

Congressional: 1-Tim Walz, 2-John Kline, Senators Amy Klobuchar and Al Franken

Tri-County Action Program (Tri-CAP)

Representatives: 12B-Paul Anderson, 13A-Jeff Howe, 13B-Tim O'Driscoll, 14A-Steve Gottwalt, 14B-Zachary Dorholt, 15A-Sondra Erikson, 15B-Jim Newberger, 30A-Nick Zerwas, 31A-Kurt Daudt

Senators: 12-Torrey Westrom, 13-Michelle Fischbach, 14-John Pederson, 15-David Brown, 30-Mary Kiffmeyer, 31-Michelle Benson

Congressional: 6-Michele Bachmann, 7-Collin Peterson, Senators Amy Klobuchar and Al Franken

Tri-County Community Action (TCC)

Representatives: 9A-Mark Anderson, 9B-Ron Kresha, 10A-John Ward, 10B-Joe Radinovich, 15B-Jim Newberger

Senators: 9-John Persell, 10-Carrie Ruud, 15-David Brown

Congressional: 7-Collin Peterson, 8-Rick Nolan, Senators Amy Klobuchar and Al Franken

Tri-Valley Opportunity Council

Representatives: 1A-Dan Fabien, 1B-Deb Kiel, 4B-Paul Marquart

Senators: 1-LeRoy Stumpf, 4 -Kent Eken

Congressional: 7-Collin Peterson, Senators Amy Klobuchar and Al Franken

Upper Sioux Community

Representatives: 16A Chris Swedzinski

Senators: 16-Gary Dahms

Congressional: 7-Collin Peterson, Senators Amy Klobuchar and Al Franken

West Central Minnesota Communities Action

Representatives: 8B-Mary Franson, 12A-Jay McNamar, 12B-Paul Anderson

Senators: 8-Bill Ingebrigtsen, 12- Torrey Westrom

Congressional: 7-Collin Peterson, Senators Amy Klobuchar and Al Franken

Western Community Action

Representatives: 16A-Chris Swedzinski, 16B-Paul Torkelson, 22A-Joe Schomacker, 22B-Rod Hamilton, 23A-Bob Gunther

Senators: 16-Gary Dahms, 22-Bill Weber, 23 Julie Rosen

Congressional: 1-Tim Walz, 7-Collin Peterson, Senators Amy Klobuchar and Al Franken

White Earth Reservation Tribal Council

Representatives: 2A-Roger Erickson, 2B-Steve Green, 4B-Paul Marquart

Senators: 2-Rod Skoe, 4-Kent Eken

Congressional: 7-Collin Peterson, Senators Amy Klobuchar and Norm Coleman

Wright County Community Action

Representatives: 15B-Jim Newberger, 18A-Dean Urdahl, 29A-Joe McDonald, 29B-Marion O'Neill, 30A-Nick Zerwas, 30B David Fitzsimmons

Senators: 15- Dave Brown, 18-Scott Newman, 29-Bruce Anderson, 30-Mary Kiffmeyer

Congressional: 6-Michele Bachmann, Senators Amy Klobuchar and Al Franken

Minnesota Economic Opportunity Act

Minnesota Statute 256E.30
Financial assistance for community action agencies.

Subdivision 1. Authorization. The commissioner of education may provide financial assistance for community action agencies, Indian reservations, and migrant and seasonal farmworker organizations to carry out community action programs as described in section 256E.32 in accordance with the Omnibus Reconciliation Act of 1981, Public Law 97-35, as amended in 1984, Public Law 98-558, state law, and federal law and regulation.

Subd. 2. Allocation of money. (a) State money appropriated and community service block grant money allotted to the state and all money transferred to the community service block grant from other block grants shall be allocated annually to community action agencies and Indian reservation governments under clauses (b) and (c), and to migrant and seasonal farmworker organizations under clause (d).

(b) The available annual money will provide base funding to all community action agencies and the Indian reservations. Base funding amounts per agency are as follows: for agencies with low-income populations up to 3,999, \$25,000; 4,000 to 23,999, \$50,000; and 24,000 or more, \$100,000.

(c) All remaining money of the annual money available after the base funding has been determined must be allocated to each agency and reservation in proportion to the size of the poverty level population in the agency's service area compared to the size of the poverty level population in the state.

(d) Allocation of money to migrant and seasonal farmworker organizations must not exceed three percent of the total annual money available. Base funding allocations must be made for all community action agencies and Indian reservations that received money under this subdivision, in fiscal year 1984, and for community action agencies designated under this section with a service area population of 35,000 or greater.

Subd. 3. Reports. Each community action agency receiving funds under this section

shall report annually to the commissioner concerning the use of the funds.

Subd. 4. Definition. For the purposes of sections 256E.30 to 256E.32, "poverty level population" means the number of people whose household income is at or below the poverty line established by the United States Office of Management and Budget in accordance with the most recent state population figures established by the United States Department of Commerce, Bureau of the Census.

HIST: 1981 c 367 s 2; 1982 c 571 s 1-3; 1983 c 339 s 6; 1985 c 282 s 1,2; 1Sp1985 c 14 art 9 s 75; 1994 c 483 s 1; 1Sp1995 c 3 art 16 s 13; 1Sp1998 c 1 art 1 s 1,2; 2003 c 130 s 12; 2005 c 98 art 1 s 24

256E.31 Community action agencies.

Subdivision 1. In general. A community action agency is a political subdivision of the state, a combination of political subdivisions, a public agency, or a private nonprofit agency which has the authority under its applicable charter or laws to receive funds under section 256E.30 to support community action programs as described in section 256E.32 and which was designated as an eligible entity under the Community Services Block Grant Act, Public Law 97-35, section 673(1), 95 Stat. 357, 512 (1981), as amended by, Act of October 30, 1984, Public Law 98-558, section 202, 98 Stat. 2878, 2884 (1984). For purposes of this subdivision, "eligible entity" also means any community action agency which qualified under all federal and state regulations applicable during the period from 1981 to September 30, 1984.

Subd. 2. Designation and recognition. To obtain recognition by the governor a community action agency must be designated by a political subdivision having jurisdiction over the entire area to be served by the agency. To designate a community action agency, the political subdivision must hold a public hearing, pass a resolution to designate, and file a "notice of intent to designate" and eligibility documents with the state office of economic opportunity for final review and authorization for a new community action agency.

Subd. 3. Administering board. Each community action agency shall administer its community action programs through a community action board consisting of 15 to 51 members.

(a) One-third of the members of the board shall be elected public officials, currently holding office, or their representatives.

(b) At least one-third of the members shall be persons chosen in accordance with democratic selection procedures adequate to assure that they are representative of the poor in the area served.

(c) The other members shall be officials or members of business, industry, labor, religious, welfare, education, or other major groups and interests in the community. Each member of the board selected to represent a specific geographic area within a community must reside in the area represented.

(d) The public community action agency shall have an administering board which meets the requirements of this subdivision.

(e) The statewide migrant seasonal farmworker organization known as the Minnesota Migrant Council and Indian reservations carrying out community action programs are exempt from the board composition requirements of this subdivision.

Subd. 4. Delegation of powers. If a community action agency places responsibility for major policy determinations with respect to the character, funding, extent, and administration of and budgeting for programs to be carried on in a particular geographic area within the community in a subsidiary board, council, or similar agency, that board, council, or agency shall be broadly representative of the area.

Subd. 5. Local participation. Each community action agency shall consult neighborhood based organizations composed of residents of the area or members of the groups served to assist the agency in the planning, conduct, and evaluation of components of the community action program.

Subd. 6. Functions; powers. A community action agency shall:

(a) Plan systematically for an effective community action program; develop information as to the problems and causes of poverty in the community; determine how much and how effectively assistance is being provided to deal with those problems and causes; and establish priorities among projects, activities and areas as needed for the best and most efficient use of resources;

(b) Encourage agencies engaged in activities related to the community action program to plan for, secure, and administer assistance available under section 256E.30 or from other sources on a common or cooperative basis; provide planning or technical assistance to those agencies; and generally, in cooperation with community agencies and officials, undertake actions to improve existing efforts to reduce poverty, such as improving day-to-day communications, closing service gaps, focusing resources on the most needy, and providing additional opportunities to low-income individuals for regular employment or participation in the programs or activities for which those community agencies and officials are responsible;

(c) Initiate and sponsor projects responsive to needs of the poor which are not otherwise being met, with particular emphasis on providing central or common services that can be drawn upon by a variety of related programs, developing new approaches or new types of services that can be incorporated into other programs, and filling gaps pending the expansion or modification of those programs;

(d) Establish effective procedures by which the poor and area residents concerned will be enabled to influence the character of programs affecting their interests, provide for their regular participation in the implementation of those programs, and provide technical and other support needed to enable the poor and neighborhood groups to secure on their own behalf available assistance from public and private sources;

(e) Join with and encourage business, labor and other private groups and organizations to undertake, together with public officials and agencies, activities in support of the community action program which will result in the additional use of private resources and capabilities, with a view to developing

new employment opportunities, stimulating investment that will have a measurable impact on reducing poverty among residents of areas of concentrated poverty, and providing methods by which residents of those areas can work with private groups, firms, and institutions in seeking solutions to problems of common concern.

Community action agencies, migrant and seasonal farmworker organizations, and the Indian reservations, may enter into cooperative purchasing agreements and self-insurance programs with local units of government. Nothing in this section expands or limits the current private or public nature of a local community action agency.

(f) Adopt policies that require the agencies to refer area residents and community action program constituents to education programs that increase literacy, improve parenting skills, and address the needs of children from families in poverty. These programs include, but are not limited to, early childhood family education programs, adult basic education programs, and other lifelong learning opportunities. The agencies and agency programs, including Head Start, shall collaborate with child care and other early childhood education programs to ensure smooth transitions to work for parents.

Subd. 7. Agencies as local providers.

Agencies defined by this section shall be considered among local providers of outreach services and activities for all antipoverty efforts.

Subd. 8. Categorical funds. Federal antipoverty categorical funds consolidated into block grants to the state of Minnesota shall be designated by the state for antipoverty purposes.

HIST: 1981 c 367 s 3; 1982 c 571 s 4-8; 1985 c 282 s 3; 1986 c 411 s 1,2; 1987 c 403 art 2 s 133; 1994 c 632 art 4 s 65; 1Sp1995 c 3 art 16 s 13; 1997 c 162 art 2 s 25; 1Sp1998 c 1 art 1 s 3; 2005 c 98 art 1 s 24

Minnesota Statute 256E.32 Community action programs.

Subdivision 1. In general. A community action program is a community based and operated program which:

(a) Includes or is designed to include a sufficient number of projects or

components to provide, in sum, a range of services and activities having a measurable and potentially major impact on causes of poverty in the community or those areas of the community where poverty is a particularly acute problem;

(b) Has been developed, and which organizes and combines its component projects and activities, in a manner appropriate to carry out all the purposes of sections 256E.30 to 256E.32; and

(c) Conforms to any other supplementary criteria as the governor may prescribe consistent with the purposes and provisions of sections 256E.30 to 256E.32.

Subd. 2. Components. The components of a community action program shall be designed to assist participants, including homeless individuals and families, migrant and seasonal farmworkers, and the elderly poor to achieve increased self-sufficiency and greater participation in the affairs of the community by providing services and programs not sufficiently provided in the community by any governmental unit, any public institution, or any other publicly funded agency or corporation. Community action agencies, governmental units, public institutions or other publicly funded agencies or corporations shall consult on whether or not a program or service is sufficiently provided in the community.

Subd. 3. Administration. Components of a community action program may be administered by the community action agency when consistent with sound and efficient management and applicable law, or by other agencies. They may be projects eligible for assistance under section 256E.30, or projects assisted from other public or private sources; and they may be either specially designed to meet local needs, or designed pursuant to the eligibility standards of a state or federal program providing assistance to a particular kind of activity which will help in meeting those needs.

Subd. 4. Data classification. Data collected on individuals from which the identity of any individual receiving services may be determined are private data on individuals as defined in section 13.02.

HIST: 1981 c 367 s 4; 1982 c 571 s 9; 1Sp1995 c 3 art 16 s 13; 1Sp1998 c 1 art 1 s 4; 2000 c 468 s 21; 2005 c 98 art 1 s 24

Minnesota Community Action Programs State Rule

CHAPTER 9571 DEPARTMENT OF HUMAN SERVICES COMMUNITY ACTION PROGRAMS

9571.0010 PURPOSE.

9571.0020 DEFINITIONS.

9571.0030 DESIGNATION OF COMMUNITY ACTION AGENCIES.

9571.0040 RECOGNITION OF COMMUNITY ACTION AGENCIES.

9571.0050 CESSATION AND CHANGE OF DESIGNATION.

9571.0060 TERMINATION FOR CAUSE.

9571.0070 ALLOCATION OF FUNDS.

9571.0080 DUE DATES FOR MONTHLY, PERIODIC, AND FINAL REPORTS.

9571.0090 WITHHOLDING OF CASH DISBURSEMENTS.

9571.0100 PROGRAM GUIDELINES AND ELIGIBLE ACTIVITIES.

9571.0110 PARTICIPATION BY LOW-INCOME PERSONS.

9571.0120 LOCAL PLANNING PROCESS.

9571.0130 EVALUATION PROCESS.

9571.0140 ADMINISTRATION OF GRANTS.

9571.0150 GRANT APPLICATIONS.

9571.0160 SUBGRANTEES.

9571.0170 RECORD KEEPING.

9571.0180 MONITORING.

9571.0010 PURPOSE.

This chapter establishes procedures to recognize and fund community action programs. Entities eligible to receive, recognize, and operate community action programs include community action agencies, Indian tribal governments, and migrant and seasonal farmworker organizations.

Statutory Authority: MS s 256.01; 268.0122; 268.021

History: 16 SR 2319; 33 SR 1300

Posted: February 6, 2009

9571.0020 DEFINITIONS.

Subpart 1. Scope. The terms used in this chapter have the meanings given them in this part.

Subp. 2. Act. "Act" means Minnesota Statutes, sections 256E.30 to 256E.32.

Subp. 3. Applicant. "Applicant" means a community action agency, an Indian tribal government, or a migrant and seasonal farmworker organization, which applies for a grant under the act from the department to fund a community action program.

Subp. 4. Cessation. "Cessation" means a voluntary end to the performance of all community action program services by a community action agency in a service area as provided for in part 9571.0050 and the removal of the agency's designation for the entire area that does not create the right of appeal.

Subp. 5. Commissioner. "Commissioner" means the commissioner of the Minnesota Department of Human Services.

Subp. 6. Community. "Community" means the people to be served by the community action agency, Indian tribal government, or migrant and seasonal farmworker organization in its service area.

Subp. 7. Community action agency. "Community action agency" means an entity that:

A. has the authority to receive funds under Minnesota Statutes, section 256E.30, to support community action programs as described in Minnesota Statutes, section 256E.32;

B. has previously been determined eligible under federal law and regulations or is eligible under federal law and regulations; and

C. has previously been designated and recognized or is designated as provided under part 9571.0030 and recognized as provided under part 9571.0040.

Subp. 8. Community action program. "Community action program" means activities consistent with Minnesota Statutes, section 256E.32.

Subp. 9. Community services block grant. "Community services block grant" means federal funds authorized by United States Code, title 42, chapter 106, sections 9901-9926, and disbursed to grantees by the formula in the act.

Subp. 10. Denial. "Denial" means the department's rejection of a proposed application for grant funds due to the applicant's failure to meet the requirements of part 9571.0150, subpart 5.

Subp. 11. Department. "Department" means the Minnesota Department of Human Services.

Subp. 12. Designation. "Designation" means selection of an entity as a service area's exclusive community action agency by a governing body after a public hearing has been held.

Subp. 13. Designee. "Designee" means an entity nominated by a governing body to become a community action agency.

Subp. 14. Governing body. "Governing body" means the elected governmental authority of a political subdivision, as defined in subpart 19, which has the power to designate a community action agency.

Subp. 15. Grant. "Grant" means an allocation of Minnesota community action grant or community services block grant funds or both to an applicant in support of a community action program described in the application, approved by the department, and embodied in a grant contract.

Subp. 15a. Grant contract. "Grant contract" means a written instrument that defines the legal relationship between the department and a grantee when the principal purpose of the relationship is to transfer Minnesota community action grant funds or community services block grant funds or both to the grantee to support a community action program. The grant contract must contain the following contract clauses:

A. how often the grantee must submit client and fiscal performance reports and financial status reports;

B. audit requirements as specified by state and federal law;

C. that any alteration to the grant contract and its attachments must be made in writing and executed by the same parties who executed the original grant contract, or their successors in office; and

D. how long records must be kept by the grantee according to state and federal law.

Subp. 16. Grantee. "Grantee" means a community action agency, an Indian tribal government, or a migrant and seasonal farmworker organization, whose application to receive Minnesota community action grant money or community service block grant money, or both, has been approved by the department.

Subp. 17. Local unit of government. "Local unit of government" means counties, Indian tribal governments, cities, and townships.

Subp. 18. Minnesota community action grant. "Minnesota community action grant" means state appropriated funds disbursed to grantees by the formula in the act.

Subp. 19. Political subdivision. "Political subdivision" means a local unit of government that has jurisdiction over the entire area served by a community action agency. Under no circumstances will the governmental unit be smaller than a county unless the service area of the community action agency coincides with the jurisdictional boundaries of the local unit of government.

Subp. 20. Recognition. "Recognition" means a process of:

A. review by the department to assure compliance with applicable state and federal law and the designation procedures in part 9571.0040, subpart 1;

B. referral to the governor of the department's request for recognition in part 9571.0040, subpart 3; and

C. approval by the governor of the request for recognition.

Subp. 21. Service area. "Service area" means the geographic boundaries in which a community action agency is designated to operate.

Subp. 22. Subgrantee. "Subgrantee" means any entity that a grantee contracts to perform some or all of the community action program services authorized under a grant.

Subp. 23. Termination. "Termination" means the involuntary and permanent elimination of or reduction in available grant money to a grantee that gives rise to a grantee's right of appeal under part 9571.0060, subpart 5, and which may also coincide with the removal of a community action agency's designation or recognition.

Subp. 24. Withholding. "Withholding" means the department's reservation of funds available under a grant as provided in part 9571.0090 until corrective action by a grantee has successfully remedied a defect identified by the department.

Statutory Authority: MS s 256.01; 268.0122; 268.021

History: 16 SR 2319; L 1994 c 483 s 1; L 1998 c 397 art 11 s 3; L 2005 c 98 art 1 s 24; L 2005 c

112 art 2 s 41; 33 SR 1300
Posted: February 6, 2009

9571.0030 DESIGNATION OF COMMUNITY ACTION AGENCIES.

Subpart 1. Authority to designate. The designation of a community action agency must be made by the political subdivision or combination of political subdivisions having jurisdiction over the entire area to be served. A designation must be made by the governing body of a political subdivision whose boundaries are at least coextensive with the proposed service area. The power to designate may not be delegated.

Subp. 2. Notice and documents. Before a designee may be designated as a community action agency by a political subdivision, the governing body of the political subdivision having the requisite authority must prepare and file with the department a notice of intent to designate and eligibility documents applicable to the designee. The notice of intent to designate must state how the designee meets the requirements for an eligible entity established under the Community Services Block Grant Act. Eligibility documents are the following:

A. evidence of designee's incorporation or proposed efforts toward incorporation, if applicable;

B. evidence of tax exempt status or proposed efforts toward achieving tax exempt status, if applicable;

C. assurance of compliance with the act, including requirements for the composition of the designee's existing or proposed board of directors;

D. a statement that describes the proposed area to be served; and

E. a proposed mission statement.

Subp. 3. Notice of public hearing. After the notice of intent to designate and the eligibility documents have been filed with the department, the governing body must hold a public hearing on the proposed designation. Notice of the hearing must be given according to items A to D.

A. At least 30 calendar days before the hearing date, the governing body must send a copy of the notice of intent to designate and information on the date, time, location, and subject matter of the public hearing to all local units of government within the designee's intended service area. During the 30 days

before the hearing, the affected local units of government will have an opportunity to respond in writing to the proposed designation. All comments received will be included in the official record of the hearing.

B. During the 30-day period and at least ten calendar days before the hearing, the governing body must also publish a notice of public hearing in a daily newspaper of general circulation at the county seat of each county in the designee's proposed service area. The published notice must describe the time, date, location, and subject matter of the public hearing.

C. The governing body must inform the department of the public hearing at least 30 calendar days before the hearing date.

D. Within the 30-day period and at least ten calendar days before the public hearing, the department must mail notice of the public hearing to all low-income households identified in the proposed service area. This mailed notice must contain the date, time, location, and subject matter of the public hearing. Identified low-income households are those specified on the previous community action agency's list or lists of clients.

Subp. 4. Public hearing. A public hearing must be held 30 calendar days before designation may occur. If the area to be served by the designee includes more than one county, a public hearing in conformity with this part must be held in each county to be served.

Subp. 5. Hearing procedure. The governing body will appoint a presiding officer to conduct the public hearing. The governing body, however, may not appoint one of its current members as the presiding officer. The presiding officer will not have a vested interest in the outcome of the proposed designation and will ensure that all persons involved in the hearing are treated fairly and impartially. At the public hearing, the representative of the designee and a representative of the governing body will make an affirmative presentation of facts establishing the designee's qualifications, expertise, and experience in providing community action program services to low-income people. Furthermore, the designee's representative will describe the mission of the community action program, the focus and direction of proposed services, and the goals for outreach to and participation by low-income people. The designee may rely upon facts presented by others on the record during the hearing to support its proposed designation. At the hearing, any interested person will be given the opportunity to present testimony and to ask questions of the

designee's representative and of the governing body's representative. Furthermore, any interested party may submit written comments or exhibits.

Subp. 6. Official record. An official record of the hearing consisting of an electronic recording and minutes of the proceedings must be kept. The official record must also include all testimony, written comments, and exhibits received pertaining to the proposed designation. The hearing record must remain open to receive written comments and exhibits for 20 calendar days following the date of hearing.

Subp. 7. Official resolution. Once the official record of the public hearing is received and 30 calendar days have passed from the date of the hearing, the governing body may act to designate the designee as a community action agency. The governing body must pass a resolution designating the designee as a community action agency if after review of the official record the governing body finds that:

A. the opinion of the community was fairly and impartially expressed;

B. the opinion of low-income people in particular was actively encouraged, representatively sampled, and fairly expressed during the whole process;

C. the designee established the qualifications, expertise, and experience necessary to be an effective community action agency; and

D. the designee's proposed mission, services, and goals were supported by testimony and written comments received as a result of the public hearing process.

Subp. 8. Review by department. Before provisional recognition may occur in part 9571.0040, subpart 1, the governing body must have submitted to the department for review copies of the following documents:

A. eligibility documents required in subpart 2;

B. official resolution of the governing body designating the designee;

C. notices of public hearing and a list of all publications and dates of publication of notices of hearing;

D. list of all local units of government sent copies of the notice of intent to designate and the notice of public hearing, including any responses received;

E. affidavit of service of the notice of public

hearing upon low-income households identified in the service area; and

F. official record of the hearing.

Subp. 9. Costs. Costs attributable to the designation process, including costs associated with public hearings other than contested case hearings, are the responsibility of the governing body.

Statutory Authority: MS s 256.01; 268.0122; 268.021

History: 16 SR 2319; 33 SR 1300
Posted: February 6, 2009

9571.0040 RECOGNITION OF COMMUNITY ACTION AGENCIES.

Subpart 1. Provisional recognition. The department will provisionally recognize a designation if the department establishes compliance with applicable state law, federal law, all the designation requirements of part 9571.0030, and, where applicable, with the change of designation requirements of part 9571.0050. Provisional recognition may occur within 60 calendar days of the department's receipt of the documents required in part 9571.0030, subpart 8, an approved transition plan, where applicable, as specified in part 9571.0050, subpart 4, and the most current copies of the following:

A. articles of incorporation and bylaws;

B. Internal Revenue Service certificate of 501(c)(3) tax exempt status and Minnesota Department of Revenue certificate of tax exempt status where applicable to nonprofit community action agencies; and

C. list of board of directors, including their addresses and telephone numbers, that indicates officers and committee memberships, and the sector each director represents. If the department finds noncompliance it must inform both the governing body and the designee within the 60-day period and, if possible, offer remedies for achieving compliance.

Subp. 2. Governor's recognition. After the requirements in subpart 1 have been met and the department has provisionally recognized a designation, the department will request recognition by the governor.

Subp. 3. Maintenance of recognition records. To maintain recognition, a community action agency must maintain the following records and make current copies available to the department as requested:

A. articles of incorporation with any amendments and bylaws with any amendments;

B. Internal Revenue Service certificate of 501(c)(3) tax exempt status and Minnesota Department of Revenue certificate of tax exempt status where applicable to nonprofit community action agencies;

C. list of board of directors, including their addresses and telephone numbers, that indicates officers and committee memberships, tenure on the board, and the sector each director represents as required by the act;

D. board minutes of the past year and latest annual corporate report;

E. organizational chart, personnel policies, data privacy policies, affirmative action plan, voter registration plan, and client service appeals policy; and

F. the planning and evaluation processes described in parts 9571.0120 and 9571.0130.

Subp. 4. Merging of designated and recognized community action agencies. Two or more community action agencies previously designated by one or more governing bodies and recognized by the state may seek approval to merge their organizations. The boards of directors of the community action agencies seeking to merge must:

A. notify the department of their intent to merge;

B. submit to the department a transition plan for the composition of the board of directors, the leadership and staffing of the merged agency, and the uninterrupted continuation of services; and

C. provide documentation showing that the board of directors of each community action agency involved in the proposed merger supports the merger.

Subp. 5. Review and approval of merger transition plan. The department has 60 days from the date of receipt of the transition plan to either approve or disapprove the plan. The department may request additional information and meetings with the boards of directors or their representatives and with the leadership of the agencies. The department will consider the proximity of the service areas and the priorities listed in part 9571.0050, subpart 2, when it reviews proposed merger plans. If the transition plan is not approved, the department must provide written comments and the options for remedy of the

department's concerns. The boards of directors may submit a subsequent transition plan consistent with the department's comments.

Statutory Authority: MS s 256.01; 268.0122; 268.021

History: 16 SR 2319; 33 SR 1300

Posted: February 6, 2009

9571.0050 CESSATION AND CHANGE OF DESIGNATION.

Subpart 1. Circumstances for cessation. A governing body may change its designation of a community action agency to serve the area under its jurisdiction after a request to cease all community action program operation in the entire area has been received from the designated community action agency.

Subp. 2. Priority among possible designees. A governing body may choose a designee under this part, in descending order of priority, by:

A. requesting an existing community action agency that is located and is providing services in a contiguous area to expand its program operations into the service area;

B. requesting an existing community action agency closest to the service area or an existing community action agency within reasonable proximity to the service area to expand its program operations into the service area, if no existing community action agency in a contiguous area agrees to expand its operations; and

C. nominating any entity eligible or potentially eligible to be designated under federal law and regulations and to be recognized under part 9571.0040, when no community action agency accepts the request to operate in the service area.

Subp. 3. Procedure. The governing body must follow the procedure in part 9571.0030 in order to change designation and must also prepare a transition plan for continuation of community action program services. The governing body must submit the transition plan to the department simultaneously with the notice of intent to designate. In addition to the notice requirements in part 9571.0030, subpart 3, the governing body must also serve copies of the notice of intent to designate and the notice of public hearing upon any existing community action agency concurrently operating in the same political subdivision and all subgrantees in the service area. Upon request, copies of the designee's eligibility documents and the transition plan must be made available by the governing body to any interested party.

Subp. 4. Additional review by department. In addition to the review requirements in part 9571.0030, subpart 8, the department must also review the transition plan for service delivery in the interim before the governor's recognition as provided in part 9571.0040, subpart 2. The department has 30 calendar days from the date of receipt of the transition plan to either approve or disapprove of the plan. If the transition plan is not approved, the governing body may not proceed to designate a community action agency under the procedure of part 9571.0030. Without an approved transition plan in operation, the department will not forward to the governor a request for recognition as provided in part 9571.0040. If the transition plan is not approved, the governing body may submit a subsequent transition plan consistent with the department's comments. Along with the transition plan, the department must also receive evidence of service of additional notice on interested parties as required in subpart 3.

Statutory Authority: MS s 256.01; 268.0122; 268.021

History: 16 SR 2319; 33 SR 1300

Posted: February 6, 2009

9571.0060 TERMINATION FOR CAUSE.

Subpart 1. Cause. A community action agency's funding, as well as its designation or recognition, will be terminated for cause. An Indian tribal government's or a migrant seasonal farmworker organization's funding will be terminated for cause. There may be multiple causes which apply. Termination for cause includes the following:

A. actions threatening imminent danger to health or safety of members of the community;

B. failure to involve low-income people in planning, oversight, and evaluation of programs and services;

C. violation of the terms of the grant contract by the grantee including:
(1) failure to maintain financial procedures, reports, and audits according to part 9571.0140, subparts 1 and 2;
(2) failure to maintain recognition according to part 9571.0040, subpart 3; and
(3) failure to follow the requirements of federal and state laws;

D. failure to remedy a defect after withholding or funding termination as provided in part 9571.0090, subparts 2 and 4; or

E. denial of an application as provided in part 9571.0150, subpart 5.

Subp. 2. Termination by governing body of community action agency designation. A governing body may terminate a community action agency's designation for cause under subpart 1, item A or B.

A. The governing body must follow the steps in subitems (1) to (4):

(1) adopt termination as the official action;
(2) notify the department of its intent to terminate the community action agency's designation;

(3) serve notice of termination upon the community action agency to be terminated and provide a copy to the department. The notice of termination must:

(a) explain the cause for termination;
(b) describe how the community action agency's funding may be affected; and
(c) provide a description of the community action agency's appeal rights according to subpart 5; and

(4) prepare a transition plan for phasing out currently provided services and for substituting services in the interim until a successor community action agency is recognized. The transition plan must be provided to the department no later than the close of the contested case hearing on the appeal of the terminated community action agency or, if no hearing is held, filing with the department the notice of intent to designate a successor community action agency. The department must approve the plan as well as the interim community action agency providing community action program services.

B. The department will notify low-income households of the termination. Upon request from the department, the community action agency must provide its current list or lists of identified low-income households to the department. Identified low-income households are those specified on the community action agency's list or lists of clients.

C. If a community action agency's designation is terminated and the community action agency's appeal rights have also been exhausted, the department must terminate funding. Where the department intervenes as a party in a contested case concerning termination of designation, funding by the department may be immediately terminated.

Subp. 3. Termination by department of community action agency funding or recognition. The department may terminate for cause a community action agency's funding or recognition or both under subpart 1.

A. The department may terminate all or part of current or future funding for a community action agency. If the department terminates all

future funding, it must also terminate a community action agency's recognition. If the department terminates a community action agency's recognition it must also terminate funding.

B. If the department decides to terminate a community action agency's funding or recognition, it will serve notice of termination upon the community action agency to be terminated and provide a copy to the governing body. The notice of termination must:

- (1) explain the cause for termination;
- (2) describe how the funding may be affected; and
- (3) provide a description of the community action agency's appeal rights according to subpart 5.

C. The department will notify identified low-income households of the termination. Upon request from the department, the community action agency must provide its current list or lists of identified low-income households to the department. Identified low-income households are those specified on the community action agency's list or lists of clients.

Subp. 4. Termination by department of Indian tribal government or migrant and seasonal farmworker organization funding. The department may terminate for cause an Indian tribal government's or migrant and seasonal farmworker organization's funding under subpart 1. The department may terminate all or part of current or future funding for an Indian tribal government or migrant and seasonal farmworker organization.

A. If the department decides to terminate an Indian tribal government's or migrant and seasonal farmworker organization's funding, it will serve notice of termination upon the Indian tribal government or migrant and seasonal farmworker organization to be terminated and provide a copy to the tribal council or the migrant and seasonal farmworker organization's board of directors. The notice of termination must:

- (1) explain the cause of termination;
- (2) describe how the funding may be affected; and
- (3) provide a description of the Indian tribal government's or migrant and seasonal farmworker organization's appeal rights according to subpart 5.

B. The department will notify identified low-income households of the termination. Upon request from the department, the Indian tribal government or migrant and seasonal farmworker organization must provide its

current list or lists of identified low-income households to the department. Identified low-income households are those specified on the Indian tribal government's or migrant and seasonal farmworker organization's list or lists of clients.

Subp. 5. Appeal procedure. If, after receipt of the notice of termination, a grantee is aggrieved, the grantee may request a contested case hearing from the department within 30 calendar days of the receipt of the notice. If the grantee's request for a contested case hearing is not received by the department during the 30-day period the grantee loses its right of appeal under this subpart. The hearing will be initiated and conducted according to parts 1400.8505 to 1400.8612 unless the grantee objects within ten business days. If the grantee objects, the hearing will be conducted according to parts 1400.5010 to 1400.8401. The request for a contested case hearing before an administrative law judge must be in writing. As provided for in part 1400.6200 or 1400.8570, the department will have the right to intervene as a party in a contested case hearing on termination of designation by a governing body.

Subp. 6. Federal appeal rights. Federal appeal rights may also exist for an aggrieved grantee under the Community Services Block Grant Act, United States Code, title 42, chapter 106, section 9915, subsection (b).

Subp. 7. Successor. If a community action agency's designation or recognition is terminated, the governing body will follow the priority guidelines in part 9571.0050, subpart 2, and the procedure in part 9571.0030 to designate a successor.

Subp. 8. Costs. Only costs directly attributable to the contested case hearing process in subpart 5 are the responsibility of the department.

Statutory Authority: MS s 256.01; 268.0122; 268.021
History: 16 SR 2319; 33 SR 1300
Posted: February 6, 2009

9571.0070 ALLOCATION OF FUNDS.

9571.0070 ALLOCATION OF FUNDS.

Subpart 1. Formula. The department will allocate funds under the act according to the formula in Minnesota Statutes, section 256E.30, subdivision 2.

Subp. 2. Poverty level population. For purposes of the formula in subpart 1, the poverty level population will be based on Department of Commerce, Bureau of the Census, statistics, as revised.

Statutory Authority: MS s 256.01; 268.0122; 268.021
History: 16 SR 2319; L 1998 c 397 art 11 s 3; L 2005 c 98 art 1 s 24; 33 SR 1300
Posted: February 6, 2009

9571.0080 DUE DATES FOR MONTHLY, PERIODIC, AND FINAL REPORTS.

Monthly, periodic, and annual reports are due on the dates specified in the grant contract. If reports are delinquent, incomplete, or inaccurate, the department must proceed to withhold available funds from a grantee under part 9571.0090.

Statutory Authority: MS s 256.01; 268.0122; 268.021
History: 16 SR 2319; 33 SR 1300
Posted: February 6, 2009

9571.0090 WITHHOLDING OF CASH DISBURSEMENTS.

Subpart 1. Circumstances for withholding. The department will withhold cash disbursements available for drawdown under a grant, wherever appropriate, in lieu of termination under part 9571.0060 if a grantee is not:

A. complying with the reporting requirements of the grant as required by its grant contract with the department;

B. following its submitted and approved work plan or budget or both;

C. fulfilling the terms of its grant contract; or

D. maintaining recognition as provided in part 9571.0040, subpart 3.

Subp. 2. Notice, of withholding. Before withholding cash disbursements, the department will notify the grantee of its defective action or omission, inform the grantee of potential withholding and specify a reasonable date by which corrective action should occur. The specified date must be at least ten working days from the date of the grantee's receipt of the notice of withholding. If the defect is not remedied satisfactorily by the date specified in the notice, the department will begin to withhold available funds after that date. Upon remedying the defect, the department will reimburse the grantee for the time period between the date of the withholding in the notice to the date the defect was remedied if the grantee submits a cash request, with documentation, that clearly substantiates that expenses were used by the grantee to perform services according to the grant contract.

Subp. 3. Conversion option. During any time within 90 calendar days following the department's actual withholding of funds, the grantee may, at its option, convert the withholding to a termination under part 9571.0060, subpart 1, item C, with right to a contested case hearing. A grantee must request in writing both a conversion to termination and a contested case hearing. After receipt of a grantee's request for conversion to termination and a contested case hearing, the department must initiate a contested case hearing and the department must initiate contested case proceedings as provided in part 9571.0060, subpart 5. The department will also send the grantee a notice of termination and comply with the other procedural requirements of part 9571.0060, subpart 3 or 4.

Subp. 4. Notice and termination. If the grantee has not exercised its right of conversion during 90 days of withholding and if the defect has not been remedied during 90 days of withholding, the department will proceed under part 9571.0060, subpart 1, item D, to terminate the grantee's available funding for a period covering the total of:

- A. the time during which the funds have been withheld; and
- B. the time remaining before the grant expires.

The department must first issue a final notice ten calendar days before proceeding to termination under part 9571.0060. If following a period of funding termination for failure to remedy a defect, the grantee has still not successfully remedied the identified defect, the department will deny subsequent applications by the grantee under part 9571.0150, subpart 5, item D, until corrective action has occurred.

Statutory Authority: MS s 256.01; 268.0122; 268.021
History: 16 SR 2319; 33 SR 1300
Posted: February 6, 2009

9571.0100 PROGRAM GUIDELINES AND ELIGIBLE ACTIVITIES.

Subpart 1. Program guidelines. Each community action program must:

- A. be of benefit to low-income persons;
- B. represent progress toward the elimination of poverty;
- C. utilize resources from other programs operating in the service area; and
- D. be of sufficient scope and size for maximum

effectiveness and efficiency.

Subp. 2. Eligible grant activities. A variety of activities as determined by the local planning process may be included in a community action program funded by a grant. Eligible activities are those designed to help low-income persons to:

- A. secure and retain meaningful employment;
- B. attain an adequate education;
- C. obtain and maintain adequate housing and a suitable living environment;
- D. make better use of available income;
- E. obtain emergency assistance through loans or grants;
- F. meet immediate and urgent individual and family needs, including the need for health services, nutritious food, housing, and employment-related assistance;
- G. remove obstacles and solve problems which block the achievement of self-sufficiency;
- H. achieve greater participation in the affairs of the community; and
- I. make more effective use of other programs related to the purposes of the Community Services Block Grant Act.

Subp. 3. Federal prohibitions. Activities ineligible for funding with community services block grant money are those listed in the community services block grant state plan. A copy of the community services block grant state plan is available by request from the Department of Human Services, Office of Economic Opportunity, P.O. Box 64962, St. Paul, MN 55164-0962.

Statutory Authority: MS s 256.01; 268.0122; 268.021
History: 16 SR 2319; L 1994 c 483 s 1; L 2005 c 112 art 2 s 41; 33 SR 1300
Posted: February 6, 2009

9571.0110 PARTICIPATION BY LOW-INCOME PERSONS.

Grantees must ensure maximum feasible participation of low-income persons in the local planning process of part 9571.0120, the annual work plan of part 9571.0150, subpart 1, and the evaluation process of part 9571.0130. Each grantee must devise specific opportunities for involvement of low-income people in proposing, planning, approving, and evaluating the activities of community action

programs.

Statutory Authority: MS s 256.01; 268.0122; 268.021
History: 16 SR 2319; 33 SR 1300
Posted: February 6, 2009

9571.0120 LOCAL PLANNING PROCESS.

Each grantee must develop and maintain a written plan for submission to the department as part of its grant application. The plan must include a description of how the local planning process will be implemented, how the grantees will publicize major planning activities to encourage community participation, and how the grantee will involve low-income persons in the planning process. Each work plan submitted as part of a grant application under part 9571.0150, subpart 1, must be consistent with, and complementary to, this local planning process. The local planning process of a grantee includes the following activities:

- A. develop a mission statement which defines the overall grantee's purposes and which represents the views and opinions of the grantee's board of directors or tribal council, low-income groups, and representatives of the community;
- B. identify and analyze community needs in order to respond to the poverty in the community and its causes;
- C. assess available resources from both the public and private sectors which are available to solve the causes of poverty;
- D. establish priorities and set goals for the program year;
- E. develop strategies, to implement the specified goals;
- F. identify programs to achieve the specified goals;
- G. select the program or combination of programs to be undertaken during a program year; and
- H. analyze evaluation and monitor information to influence the structure of future programming.

Statutory Authority: MS s 256.01; 268.0122; 268.021
History: 16 SR 2319; 33 SR 1300
Posted: February 6, 2009

9571.0130 EVALUATION PROCESS.

Each grantee must develop and maintain a

written process for evaluating its own community action program using the results of the evaluation to influence the grantee's future planning. The grantee must involve low-income persons in the evaluation process. The written evaluation process must be approved by the grantee's board of directors or tribal council. The written evaluation process must be maintained and available to the department upon request in order to maintain community action agency recognition under part 9571.0040, subpart 3.

Statutory Authority: MS s 256.01; 268.0122; 268.021
History: 16 SR 2319; 33 SR 1300
Posted: February 6, 2009

9571.0140 ADMINISTRATION OF GRANTS.

Subpart 1. Grantee financial control system. Grantees must establish and use a financial control system that complies with federal and state reporting and fiscal procedures and the grant contract.

Subp. 2. Grantee audit. Each grantee must follow the audit requirements contained in the grant contract with the department.

Subp. 3. Alterations. A grantee must obtain prior written approval from the department before changing its work plan and budget as described in its grant contract.

Statutory Authority: MS s 256.01; 268.0122; 268.021
History: 16 SR 2319; 33 SR 1300
Posted: February 6, 2009

9571.0150 GRANT APPLICATIONS.

Subpart 1. Forms and documents. Forms necessary for completion of the application will accompany the guidelines mailed to all grantees. Assistance in completing the forms may be requested directly from the department at its central office. A grantee will submit to the department a work plan and budget on forms supplied by the department as part of the grant application process.

Subp. 2. Waiver of application deadline. Upon written request, the department may waive the application deadline and allow an applicant to submit its grant application after that date. A request for a waiver must be signed by the chair of the applicant's board of directors or chair of the tribal council and contain justification for a waiver. The request for a waiver must be received by the department on or before the original application deadline. The department will respond to the request in writing. The department will grant a waiver if

the grantee has shown good cause for why the application deadline was not met. If the department has determined that the grantee has shown good cause for missing the application deadline, the department will establish another deadline for receipt of the application.

Subp. 3. Approval of application. The department will review all submitted applications. When the department approves an application for a grant, it will provide written notification of approval to the applicant. Requests for cash cannot be processed until an application has been approved. After applications have been approved, the department and the applicant will enter into a grant contract.

Subp. 4. Late, incomplete, or noncomplying application. A previously funded grantee must submit an application within 45 calendar days of the application deadline or the waiver deadline established by the department, or the department will deny the application under subpart 5. If a submitted application remains incomplete or noncomplying for 30 calendar days after the department's request for a revision of the application, supplementary information, or other required documents or 45 calendar days from the application deadline or the waiver deadline, whichever period is greater, the department will deny the application under subpart 5.

Subp. 5. Denial of application. Before the department denies an application, it will, as soon as possible, provide written notification of the deficiency leading to a possible denial and, where appropriate, request a revision of the application, supplementary information, or other required documents. An application will be denied if any of the following occur:

- A. application is submitted after the deadlines in subpart 4;
- B. applicant submits an incomplete application;
- C. applicant submits a noncomplying application where:
 - (1) applicant's annual work plan activities are:
 - (a) inconsistent with community action program activity as defined in the act and part 9571.0100;
 - (b) not demonstrative of participation by low-income persons as required by part 9571.0110; or
 - (c) inconsistent with the local planning process in part 9571.0120;
- (2) applicant cannot demonstrate adequate fiscal management capabilities as required in part 9571.0140; or
- (3) applicant's budget does not support, or is

inconsistent with, the work plan activities; or

D. applicant, after a period of funding termination, has not remedied a defect that first led to withholding under part 9571.0090, subpart 2.

The department's denial of an application based on items A, B, and C is cause for termination of available funds for two years under part 9571.0060, subpart 1, item E. Depending on the circumstances, the department's denial of an application based on item D is cause for termination of available funds for two years under part 9571.0060, subpart 1, item E.

Statutory Authority: MS s 256.01; 268.0122; 268.021
History: 16 SR 2319; 33 SR 1300
Posted: February 6, 2009

9571.0160 SUBGRANTEES.

All grantees will obtain written approval from the department before delegating any part of their service delivery to a subgrantee. Grantees must enter into contracts with subgrantees outlining which community action program services the subgrantees will provide. Subgrantees must meet the same reporting and fiscal requirements as grantees. Grantees are responsible for acts or omissions of their subgrantees.

Statutory Authority: MS s 268.0122; 268.021
History: 16 SR 2319; 33 SR 1300
Posted: February 6, 2009

9571.0170 RECORD KEEPING.

All records and books of account related to grants must be kept by the grantee for the time period specified in the grant contract.

Statutory Authority: MS s 256.01; 268.0122; 268.021
History: 16 SR 2319; 33 SR 1300
Posted: February 6, 2009

9571.0180 MONITORING.

The department will perform on-site monitoring activities to ensure that grantees are in compliance with parts 9571.0010 to 9571.0180, the act, and other federal and state requirements.

Statutory Authority: MS s 256.01; 268.0122; 268.021
History: 16 SR 2319; 33 SR 1300
Posted: February 6, 2009

Commonly Used Acronyms

ABE	Adult Basic Education	IDA	Individual Development Account
ADA	Americans with Disabilities Act	ISN	Integrated Service Network
AMC	Association of Minnesota Counties	LIHEAP	Low-Income Home Energy Assistance Program
CAA	Community Action Agency	MA	Medical Assistance
CAC	Community Action Council	MAPA	Minnesota Alliance for Progressive Action
CAP	Community Action Program	MCADS	Minnesota Community Action Data System
CAMIS	Community Action Management Information System	MDE	Minnesota Department of Education
CCR&R	Child Care Resource & Referral (also CCRR & C2R2)	MFIP	Minnesota Family Investment Program
CDC	Community Development Council	MHFA	Minnesota Housing Finance Agency
CDF	Children's Defense Fund	MHSA	Minnesota Head Start Association
CIP	Conservation Improvement Program	MinnCAP	Minnesota Community Action Partnership
CISN	Community Integrated Services Network	MNAEYC	Minnesota Association for the Education of Young Children
COLA	Cost of Living Adjustment	MWAG	Minnesota Weatherization Advisory Group
CSBG	Community Services Block Grant	NCAF	National Community Action Foundation
CWF	Community Worker's Fund	OCD	Office of Child Development
DHS	MN Department of Human Services	OEO	Office of Economic Opportunity
DOE	U.S. Department of Energy	OHD	Office of Human Development
DOF	MN Department of Finance	OMB	Office of Management and Budget
DOL	U.S. Department of Labor	PAC	Political Action Committee
DOT	MN Department of Transportation	PC	Policy Council
EACA	Energy Assistance Coordinators Association	PUC	Public Utilities Commission
EAP	Energy Assistance Program	S.F.	Senate File
ECFE	Early Childhood & Family Education	SFY	State Fiscal Year
FAIM	Family Assets for Independence in Minnesota	SOB	State Office Building
FFY	Federal Fiscal Year	SNAP	Supplemental Nutrition Assistance Program
FHA	Farmers Home Administration	SR	Senate Register
FHA	Federal Housing Authority	SSI	Supplemental Security Income
FICA	Federal Insurance Contribution Act (Social Security)	T&TA	Training and Technical Assistance
FSC	Family Service Center	TEFAP	Temporary Emergency Food Assistance Program
FY	Fiscal Year	USDA	United States Department of Agriculture
GA	General Assistance	VISTA	Volunteers in Service to America
H.F.	House File	WAP	Weatherization Assistance Program
H.R.	House Register	WIC	Women, Infants and Children Program
HH	Household	WX	Weatherization
HHS	Health & Human Services		
HRA	Housing and Redevelopment Authority		
HUD	U.S. Department of Housing and Urban Development		
ICAP	Indian Community Action Program		

Minnesota Community Action Partnership

Arnie Anderson	Executive Director	ArnieAnderson@MinnCAP.org
Pam Johnson	Research and Member Strategies	PamJohnson@MinnCAP.org
Karen Moe	Energy Conservation Specialist	KarenMoe@MinnCAP.org
Leah Pauletti	Visions Project Manager and Fiscal Director	LeahPauletti@MinnCAP.org

Mailing Address:

100 Empire Drive, Suite 202
St. Paul, MN 55103

Phone: (651) 645-7425
Fax: (651) 645-7399
Website: www.MinnCAP.org

Office of Economic Opportunity MN Department of Human Services

Connie Greer	Director	(651) 431-3810	connie.greer@state.mn.us
Dave Adams	Cash Requests	(651) 431-3820	dave.adams@state.mn.us
Barb Alt	Administrative Specialist	(651) 431-3884	barb.alt@state.mn.us
Sarah Aughenbaugh	SNAP - Outreach	(651) 431-3818	sarah.aughenbaugh@state.mn.us
Kadra Bade	Contracts and Budgets	(651) 431-3818	kadra.bade@state.mn.us
Tikki Brown	Food Programs	(651) 431-3822	tikki.brown@state.mn.us
Daniel DuHamel	Community Action	(651) 431-3819	daniel.j.duhamel@state.mn.us
Joelle Hoeft	Community Action	(651) 431-3813	joelle.hoeft@state.mn.us
Beth Holger-Ambrose	Homeless Programs	(651) 431-3823	beth.holger-ambrose@state.mn.us
Nancy Hoyt-Taff	SNAP - Outreach	(651) 431-3816	nancy.hoyt.taff@state.mn.us
Ryan Johnson	SNAP-Ed	(651) 431-3854	ryan.johnson1@state.mn.us
Francie Mathes	Homeless Programs and Monitoring	(651) 431-3814	francie.mathes@state.mn.us
Ty Morris	TEFAP / Food Programs	(651) 431-3821	ty.morris@state.mn.us
Isaac Wengerd	Field Representative	(651) 431-3815	isaac.wengerd@state.mn.us

Mailing Address:

PO Box 64962
St. Paul, MN 55164-0962

Main Number: (651) 431-3808
Toll Free: (877) 396-6383
Fax (Regular): (651) 431-7509
Fax (Cash Requests): (651) 431-7510
Website: www.dhs.state.mn.us

